

Traffic Report - Sunte Avenue (east bound)  
 Lindfield Parish Council  
 Traffic Overview from Wed Oct 23 2019 to Wed Nov 6 2019  
 Vehicle Speed Classes (Mph)

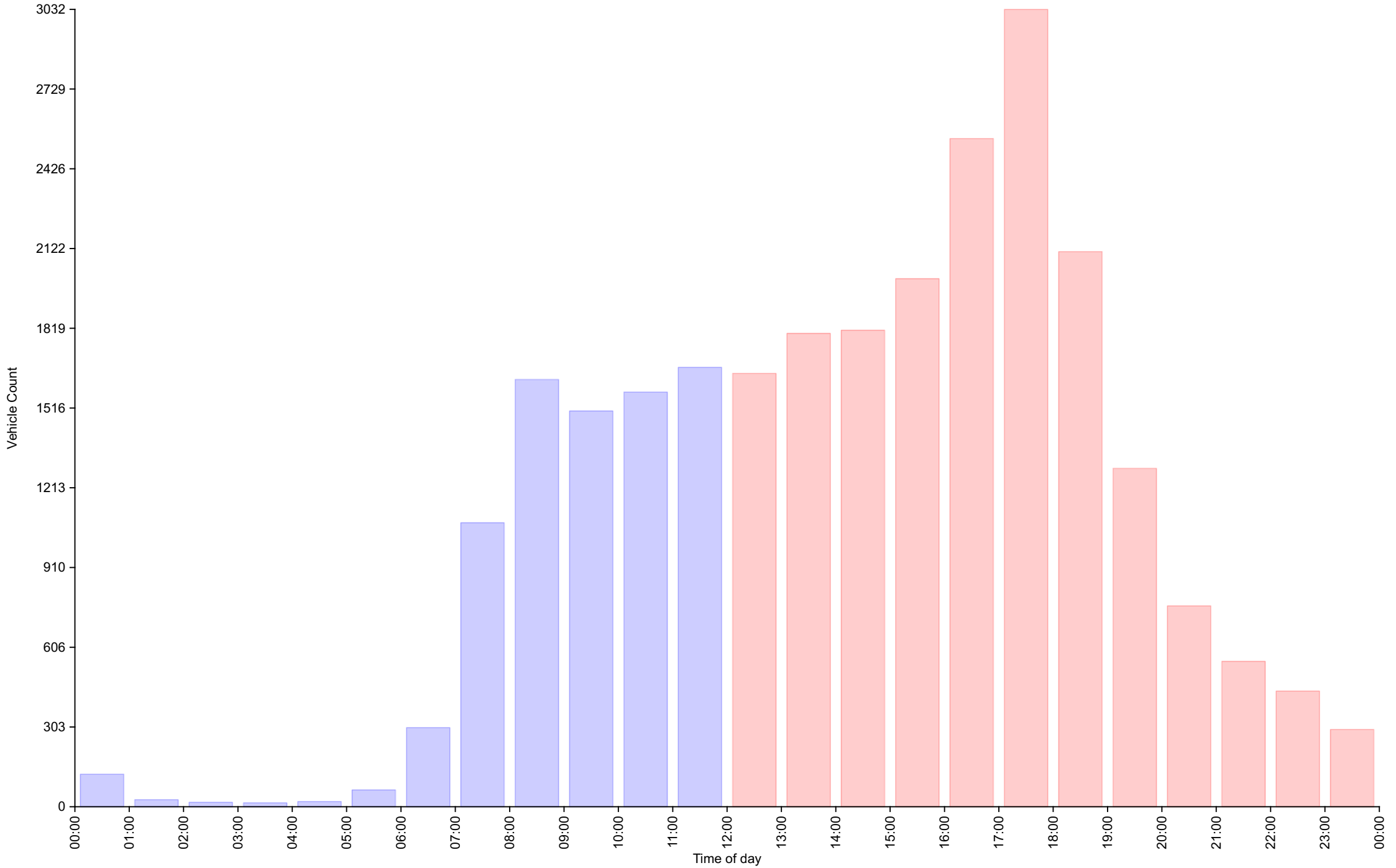
	<15	15 20	20 25	25 30	30 35	35 40	40 45	45 50	50 55	55 60	60 65	65 70	>70	Total	85th Percentile
00:00	2	2	12	31	45	20	8	2	2	0	0	0	0	124	36.7
01:00	0	0	0	7	10	5	3	2	0	0	0	0	0	27	40.0
02:00	0	0	2	2	8	4	1	0	0	0	0	0	0	17	37.1
03:00	0	1	3	0	1	7	0	2	1	0	0	0	0	15	<b>43.3</b>
04:00	1	0	0	1	7	6	4	1	0	0	0	0	0	20	39.7
05:00	0	0	0	11	35	14	2	1	1	0	0	0	0	64	37.1
06:00	0	6	29	72	109	66	13	3	<b>3</b>	0	0	0	0	301	36.9
07:00	9	49	201	394	<b>325</b>	<b>78</b>	<b>20</b>	<b>4</b>	0	0	0	0	0	1080	32.8
08:00	24	121	450	<b>655</b>	309	55	11	0	0	0	0	0	0	1625	30.6
09:00	<b>36</b>	128	372	583	316	54	15	0	1	0	0	0	0	1505	30.9
10:00	30	154	407	638	277	66	4	1	0	0	0	0	0	1577	30.3
11:00	33	<b>181</b>	<b>493</b>	632	269	55	7	1	0	0	0	0	0	<b>1671</b>	30.1
12:00	<b>41</b>	135	465	657	294	51	5	0	0	0	0	0	0	1648	30.1
13:00	29	116	441	762	376	66	6	2	1	0	0	<b>1</b>	0	1800	30.8
14:00	29	148	482	727	345	67	14	0	0	0	0	0	0	1812	30.5
15:00	22	<b>179</b>	557	818	352	68	8	<b>4</b>	0	0	0	0	0	2008	30.3
16:00	22	141	595	1124	<b>546</b>	<b>96</b>	16	1	0	0	0	0	0	2541	30.9
17:00	13	147	<b>856</b>	<b>1376</b>	541	77	15	4	1	1	<b>1</b>	0	0	<b>3032</b>	30.1
18:00	19	121	523	960	387	87	13	1	0	0	0	0	0	2111	30.5
19:00	16	49	245	601	287	70	15	4	0	0	0	0	0	1287	31.7
20:00	5	12	99	345	217	61	<b>20</b>	3	1	1	0	0	0	764	32.9
21:00	7	16	94	223	147	49	13	2	<b>2</b>	0	0	0	0	553	33.1
22:00	3	9	65	170	126	47	19	1	0	0	0	0	0	440	34.1
23:00	1	2	27	100	110	32	15	3	2	<b>2</b>	0	0	0	294	<b>35.0</b>
AM Total	135	642	1969	<b>3026</b>	1711	430	88	17	8	0	0	0	0		
PM Total	207	1075	4449	<b>7863</b>	3728	771	159	25	7	4	1	1	0		
Total	342	1717	6418	<b>10889</b>	5439	1201	247	42	15	4	1	1	0		
Percent	1.30%	6.52%	24.39%	<b>41.38%</b>	20.67%	4.56%	0.94%	0.16%	0.06%	0.02%	0.00%	0.00%	0.00%		

Time of day

Total Vehicles : 26316  
 30th Percentile : 23.7 MPH  
 50th Percentile : 26.2 MPH  
 85th Percentile : 31.0 MPH  
 95th Percentile : 34.6 MPH  
 Average Speed : 26.7 MPH  
 Highest Speed : 65.5 MPH  
 Total Over Speed Limit : 26.4 % (6950 / 26316)

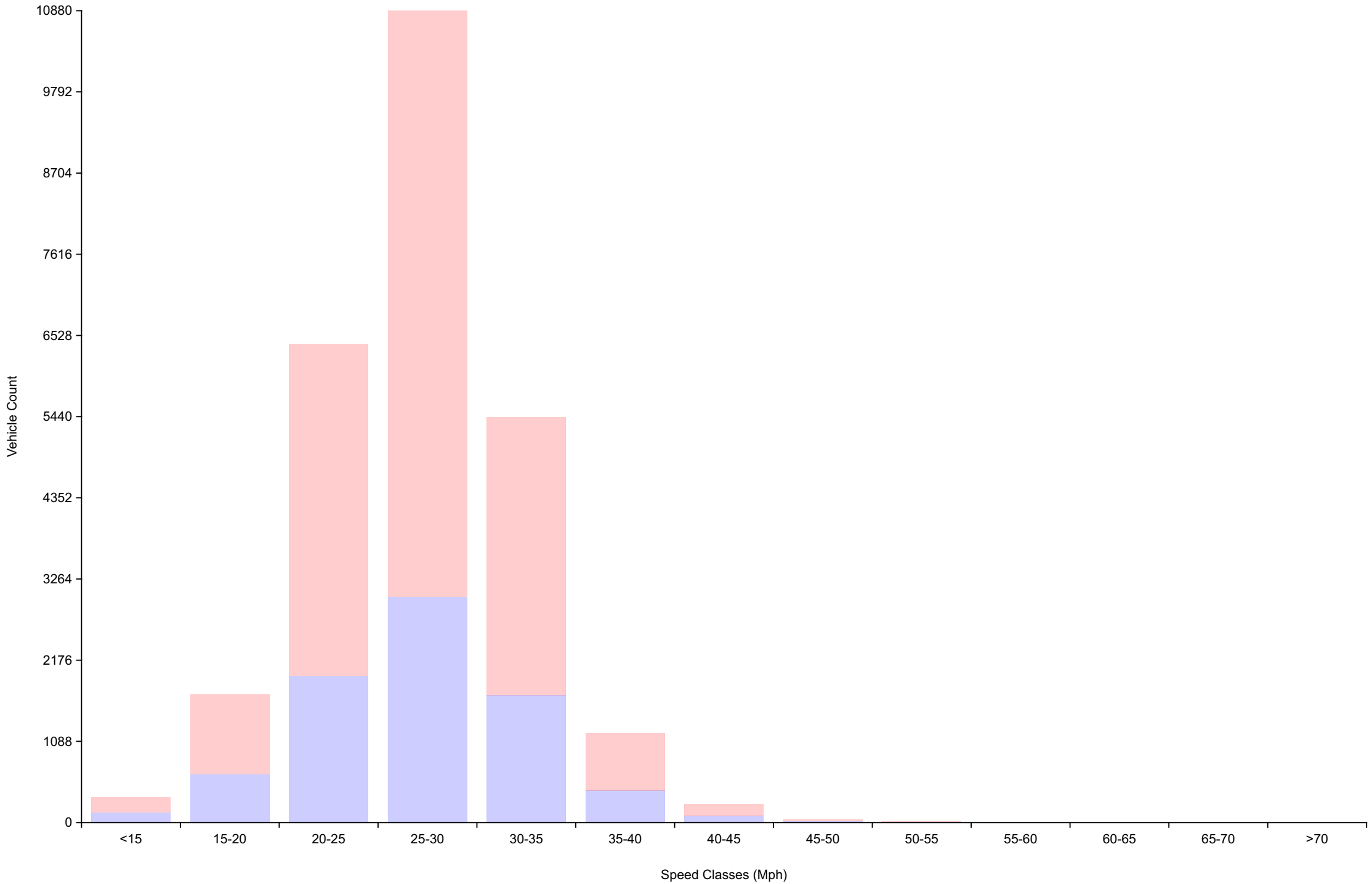
# Vehicle Counts By Hour

Traffic Overview from Wed Oct 23 2019 to Wed Nov 6 2019  
(60 Minute Resolution)



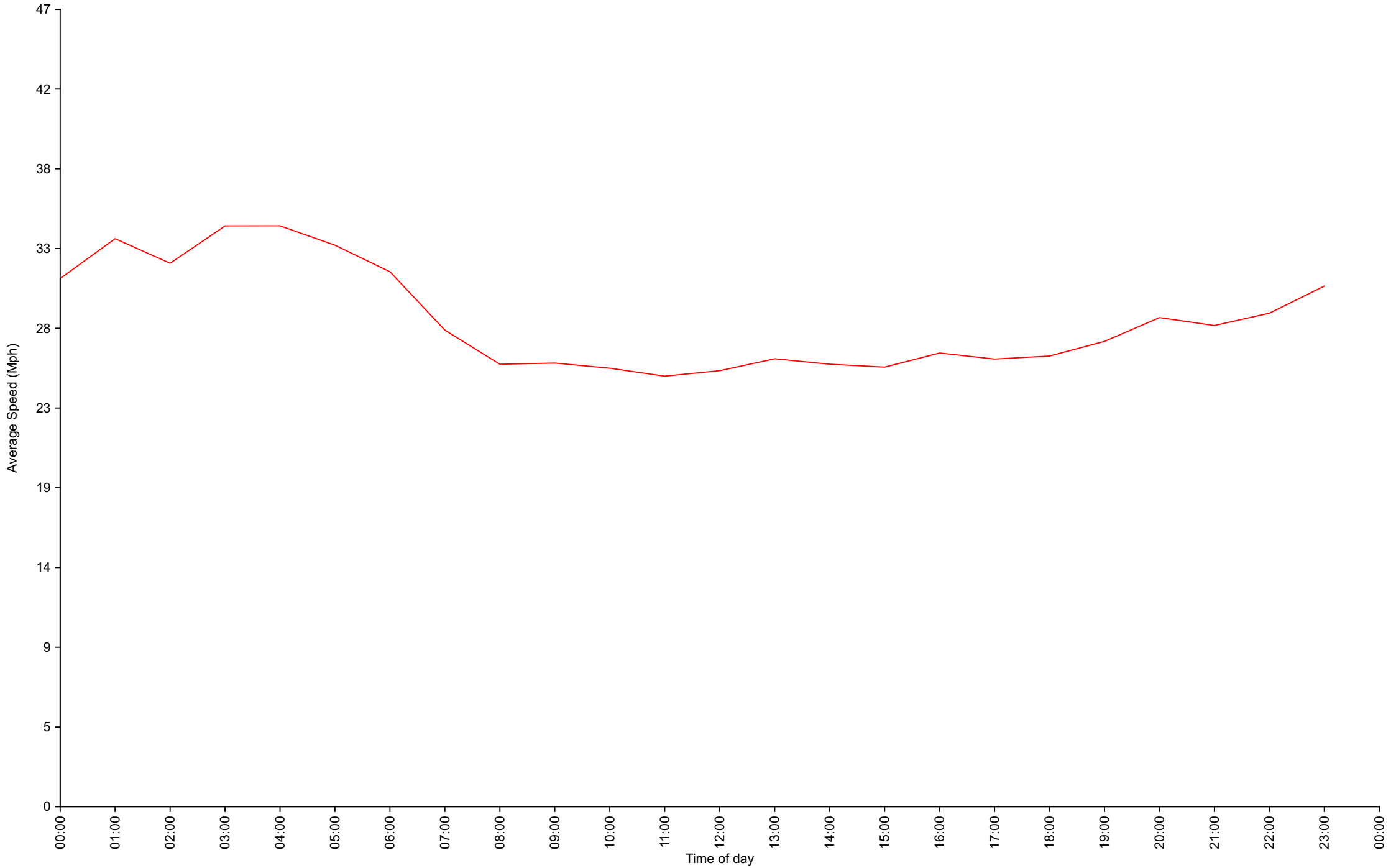
# Vehicle Counts By Speed Class

## Traffic Overview from Wed Oct 23 2019 to Wed Nov 6 2019



# Average Speed By Hour

Traffic Overview from Wed Oct 23 2019 to Wed Nov 6 2019  
(60 Minute Resolution)



# Cumulative Speed Distribution Curve

Traffic Overview from Wed Oct 23 2019 to Wed Nov 6 2019

