

Traffic Report - Hickmans Lane
 Lindfield Parish Council
 Traffic Overview from Wed Aug 21 2019 to Wed Sep 4 2019
 Vehicle Speed Classes (Mph)

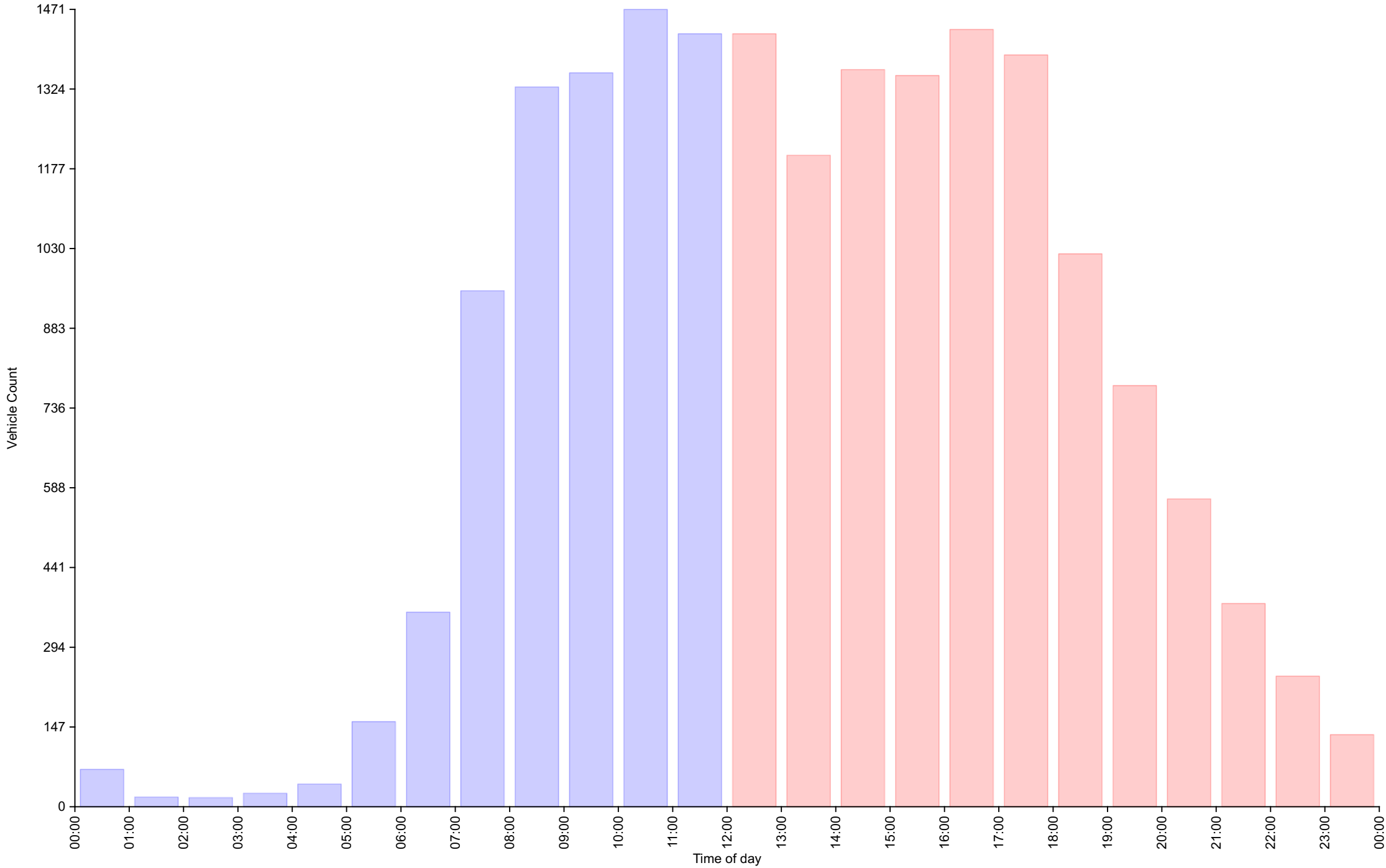
	<15	15 20	20 25	25 30	30 35	35 40	40 45	45 50	50 55	55 60	60 65	65 70	>70	Total	85th Percentile
00:00	1	5	13	26	16	5	3	0	0	0	0	0	0	69	33.4
01:00	0	1	3	6	6	2	0	0	0	0	0	0	0	18	32.3
02:00	0	1	0	7	4	3	2	0	0	0	0	0	0	17	38.4
03:00	0	1	2	6	8	5	1	2	0	0	0	0	0	25	38.3
04:00	0	0	6	15	8	9	4	0	0	0	0	0	0	42	37.9
05:00	0	2	2	42	64	37	10	0	0	0	0	0	0	157	36.9
06:00	1	4	40	102	116	63	29	2	2	0	0	0	0	359	36.7
07:00	1	18	127	348	348	86	20	4	0	0	0	0	0	952	33.3
08:00	3	33	278	635	317	49	12	1	0	0	0	0	0	1328	31.3
09:00	3	55	374	632	238	45	7	0	0	0	0	0	0	1354	30.3
10:00	3	66	461	688	228	23	2	0	0	0	0	0	0	1471	29.4
11:00	6	72	464	652	200	30	2	0	0	0	0	0	0	1426	29.3
12:00	7	66	458	628	234	32	0	1	0	0	0	0	0	1426	29.6
13:00	4	33	352	574	189	40	7	2	1	0	0	0	0	1202	29.9
14:00	5	50	352	679	228	37	8	1	0	0	0	0	0	1360	29.9
15:00	7	54	382	652	209	41	4	0	0	0	0	0	0	1349	29.9
16:00	1	52	400	643	272	53	12	1	0	0	0	0	0	1434	30.5
17:00	2	30	327	655	323	41	6	3	0	0	0	0	0	1387	30.9
18:00	2	24	203	478	248	55	7	3	0	0	0	0	0	1020	31.4
19:00	1	18	140	380	186	44	2	5	1	0	0	0	0	777	31.5
20:00	5	28	145	249	101	29	7	4	0	0	0	0	0	568	31.0
21:00	1	10	102	159	76	21	4	1	1	0	0	0	0	375	31.1
22:00	1	3	56	107	53	14	6	0	1	0	0	0	0	241	31.5
23:00	0	4	23	64	29	8	4	0	1	0	0	0	0	133	32.4
AM Total	18	258	1770	3159	1553	357	92	9	2	0	0	0	0		
PM Total	36	372	2940	5268	2148	415	67	21	5	0	0	0	0		
Total	54	630	4710	8427	3701	772	159	30	7	0	0	0	0		
Percent	0.29%	3.41%	25.47%	45.58%	20.02%	4.18%	0.86%	0.16%	0.04%	0.00%	0.00%	0.00%	0.00%		

Time of day

Total Vehicles : 18490
 30th Percentile : 24.1 MPH
 50th Percentile : 26.2 MPH
 85th Percentile : 30.8 MPH
 95th Percentile : 34.2 MPH
 Average Speed : 26.9 MPH
 Highest Speed : 51.4 MPH
 Total Over Speed Limit : 25.3 % (4669 / 18490)

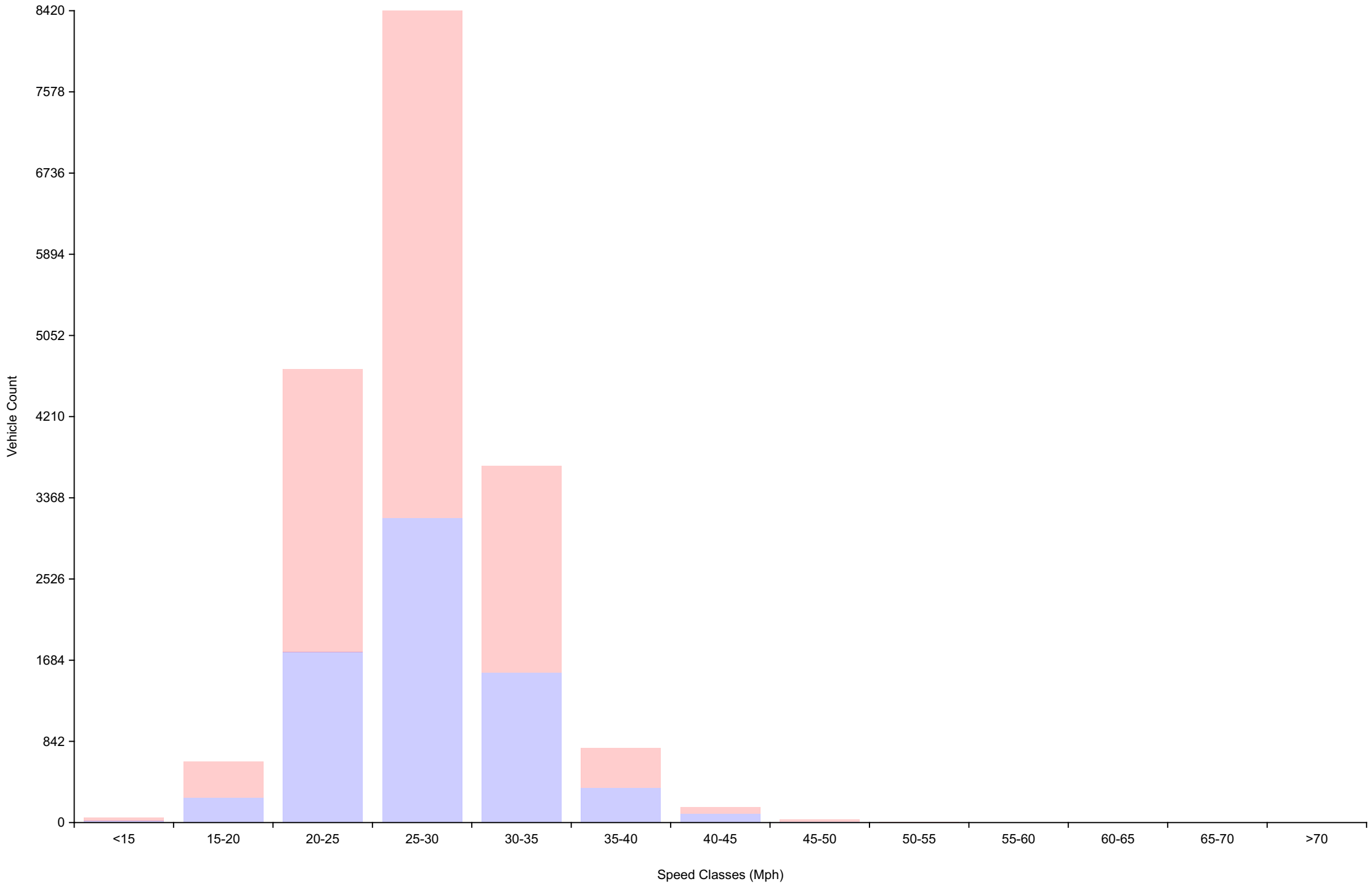
Vehicle Counts By Hour

Traffic Overview from Wed Aug 21 2019 to Wed Sep 4 2019
(60 Minute Resolution)



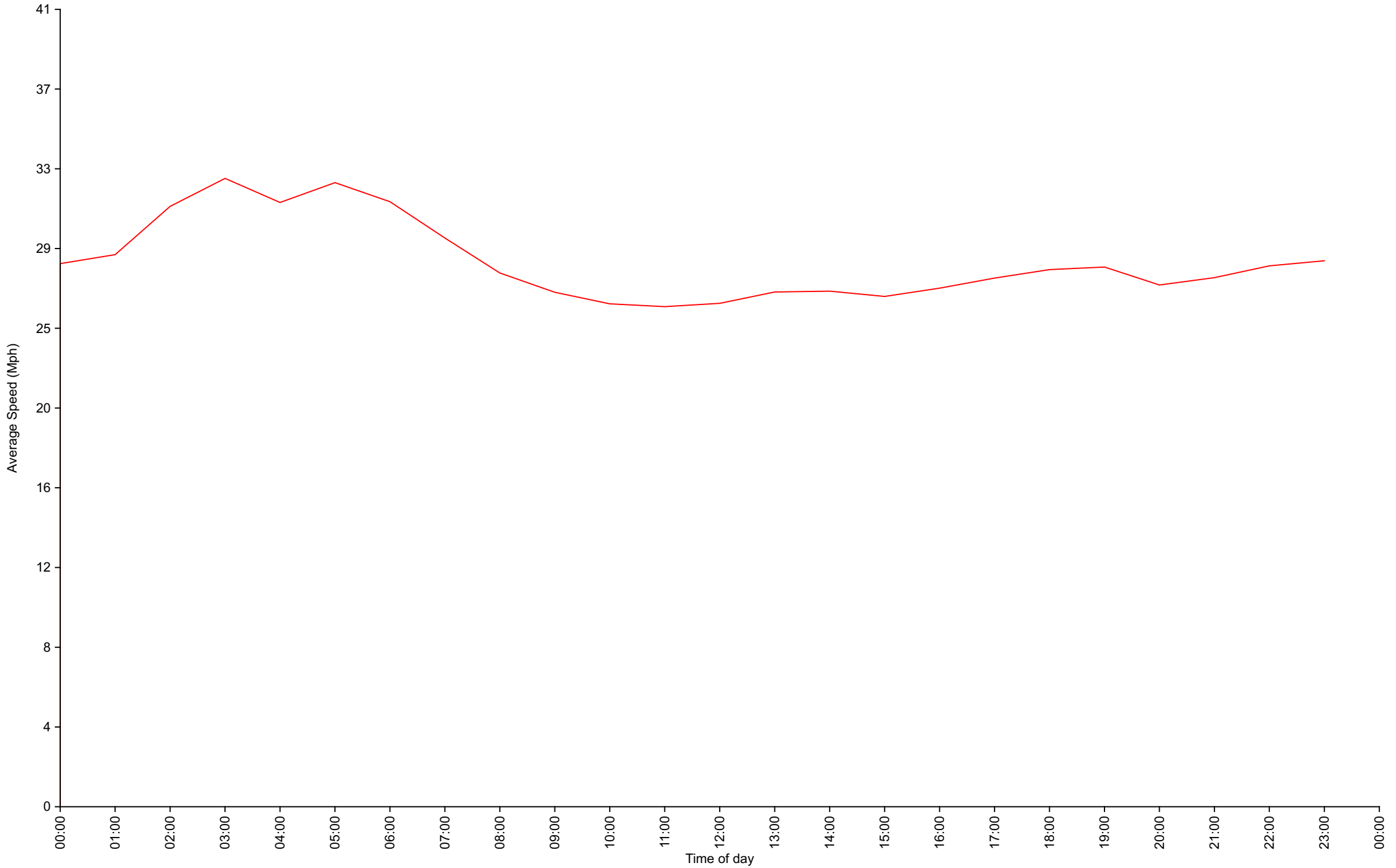
Vehicle Counts By Speed Class

Traffic Overview from Wed Aug 21 2019 to Wed Sep 4 2019



Average Speed By Hour

Traffic Overview from Wed Aug 21 2019 to Wed Sep 4 2019
(60 Minute Resolution)



Cumulative Speed Distribution Curve

Traffic Overview from Wed Aug 21 2019 to Wed Sep 4 2019

