

Traffic Report - Backoods Lanes (twds Appledore Gardens)

Lindfield Parish Council

Traffic Overview from Wed Aug 21 2019 to Wed Sep 4 2019

Vehicle Speed Classes (Mph)

	<15	15 20	20 25	25 30	30 35	35 40	40 45	45 50	50 55	55 60	60 65	65 70	>70	Total	85th Percentile
00:00	0	3	2	6	0	0	0	0	0	0	0	0	0	11	28.4
01:00	0	0	2	2	1	0	0	0	0	0	0	0	0	5	29.3
02:00	0	1	0	1	0	0	0	0	0	0	0	0	0	2	23.4
03:00	0	1	3	2	0	0	0	0	0	0	0	0	0	6	25.2
04:00	0	0	2	1	0	1	0	0	0	0	0	0	0	4	29.8
05:00	0	1	1	2	0	0	0	0	0	0	0	0	0	4	28.4
06:00	2	3	9	16	9	2	0	0	0	0	0	0	0	41	30.7
07:00	3	20	42	99	25	4	1	0	0	0	0	0	0	194	29.1
08:00	11	42	108	99	23	1	0	0	0	0	0	0	0	284	27.7
09:00	9	47	134	91	15	2	0	0	0	0	0	0	0	298	26.7
10:00	14	50	140	92	18	1	0	0	0	0	0	0	0	315	27.0
11:00	13	38	158	147	17	1	0	0	0	0	0	0	0	374	26.7
12:00	9	53	196	154	17	2	0	0	0	0	0	0	0	431	26.7
13:00	14	42	148	109	12	1	0	0	0	0	0	0	0	326	26.5
14:00	19	49	132	97	18	0	1	0	0	0	0	0	0	316	26.5
15:00	12	60	171	121	18	2	0	0	0	0	0	0	0	384	26.7
16:00	10	41	146	149	19	0	0	0	0	0	0	0	0	365	27.2
17:00	16	42	141	181	33	3	0	0	0	0	0	0	0	416	27.9
18:00	3	30	118	139	29	2	1	0	0	0	0	0	0	322	27.9
19:00	2	27	84	131	20	4	0	0	0	0	0	0	0	268	27.9
20:00	4	19	81	45	11	3	1	0	0	0	0	0	0	164	27.3
21:00	1	12	42	32	8	4	0	0	0	0	0	0	0	99	28.0
22:00	1	9	31	35	10	0	0	0	0	0	0	0	0	86	28.3
23:00	0	4	12	22	2	1	0	0	0	0	0	0	0	41	27.8
AM Total	52	206	601	558	108	12	1	0	0	0	0	0	0		
PM Total	91	388	1302	1215	197	22	3	0	0	0	0	0	0		
Total	143	594	1903	1773	305	34	4	0	0	0	0	0	0		
Percent	3.01%	12.49%	40.01%	37.28%	6.41%	0.71%	0.08%	0.00%	0.00%	0.00%	0.00%	0.00%	0.00%		

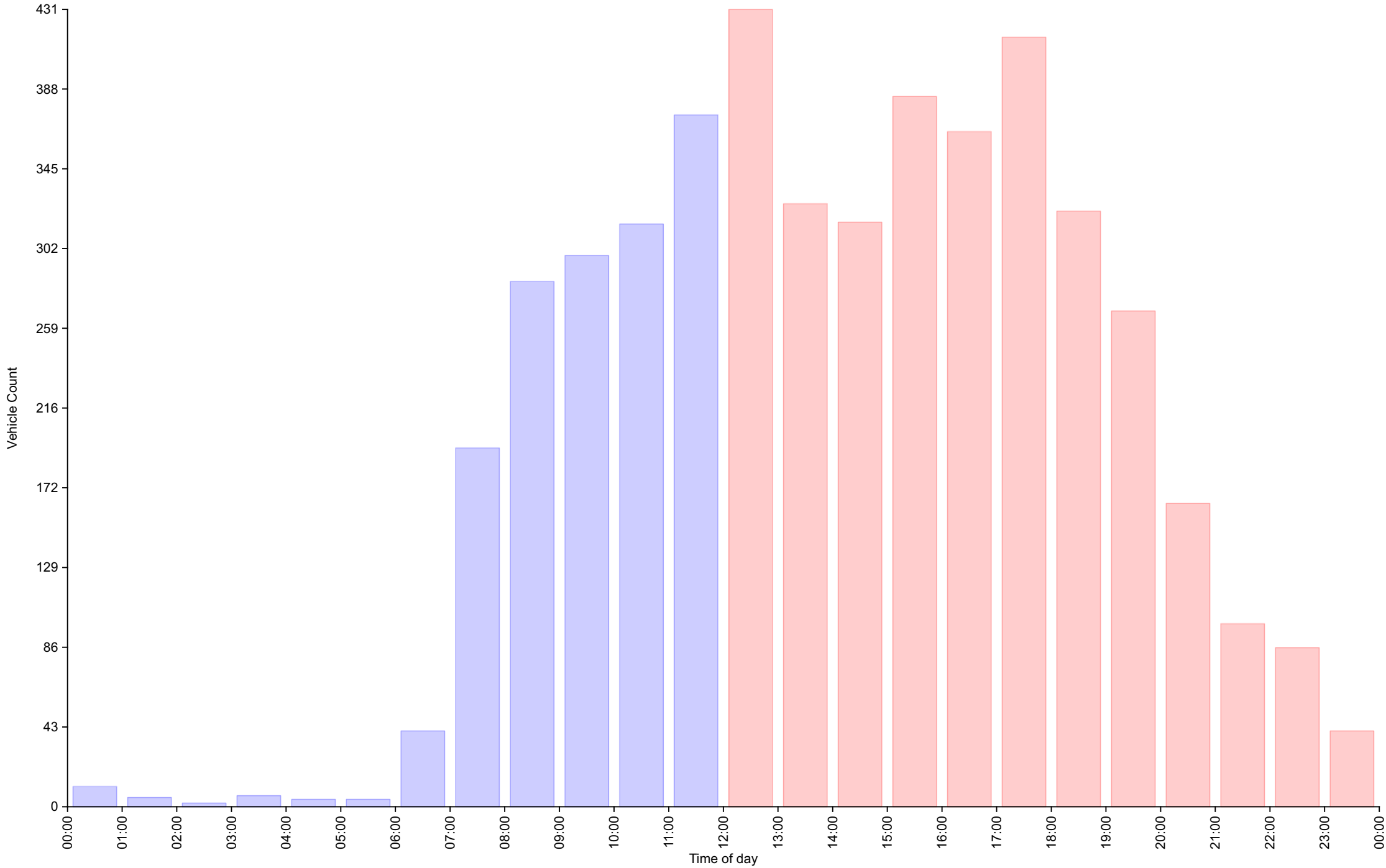
Total Vehicles : 4756
 30th Percentile : 21.4 MPH
 50th Percentile : 23.5 MPH
 85th Percentile : 27.4 MPH
 95th Percentile : 29.9 MPH

Average Speed : 23.7 MPH
 Highest Speed : 42.7 MPH

Total Over Speed Limit : 7.2 % (343 / 4756)

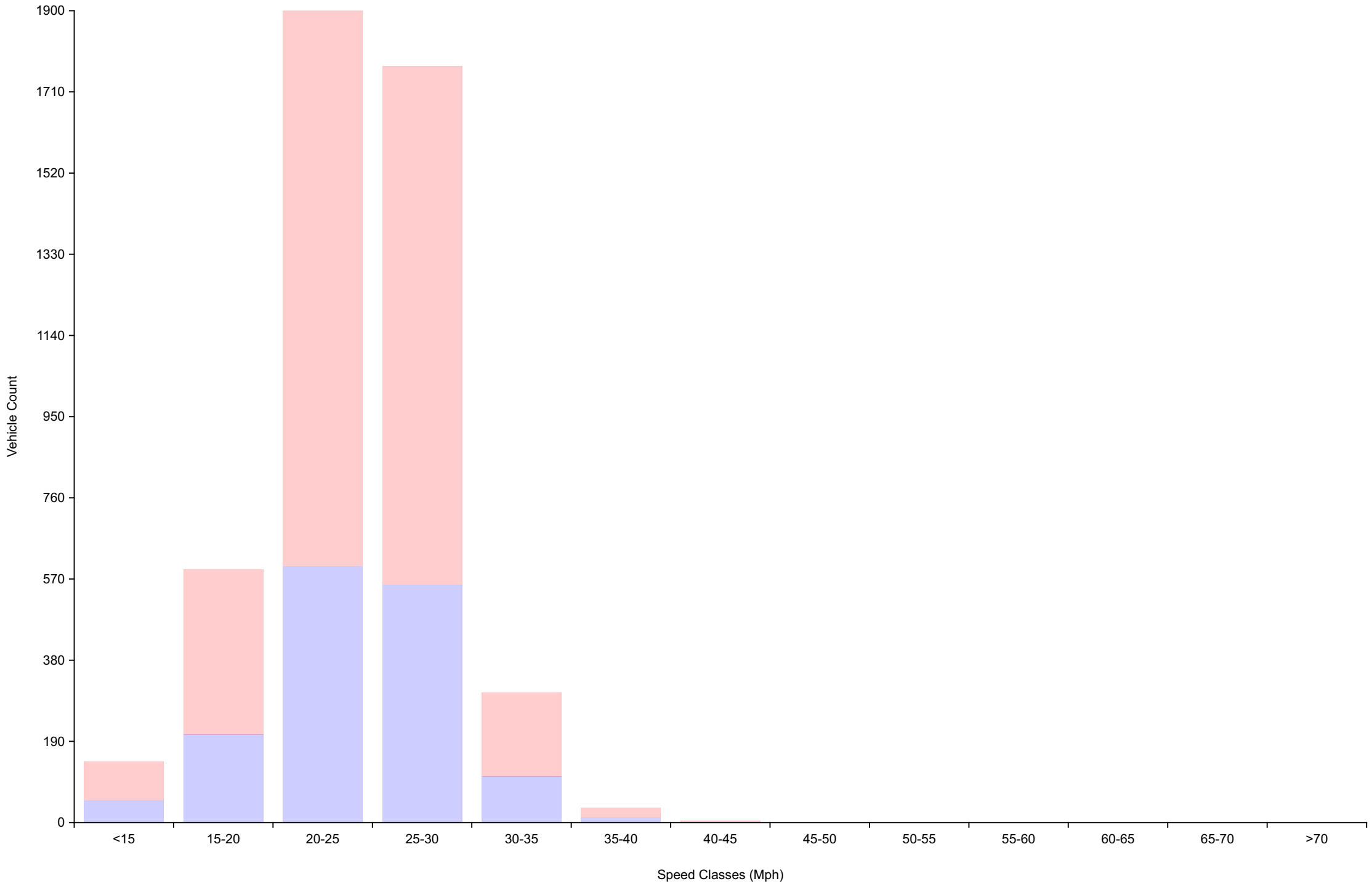
Vehicle Counts By Hour

Traffic Overview from Wed Aug 21 2019 to Wed Sep 4 2019
(60 Minute Resolution)



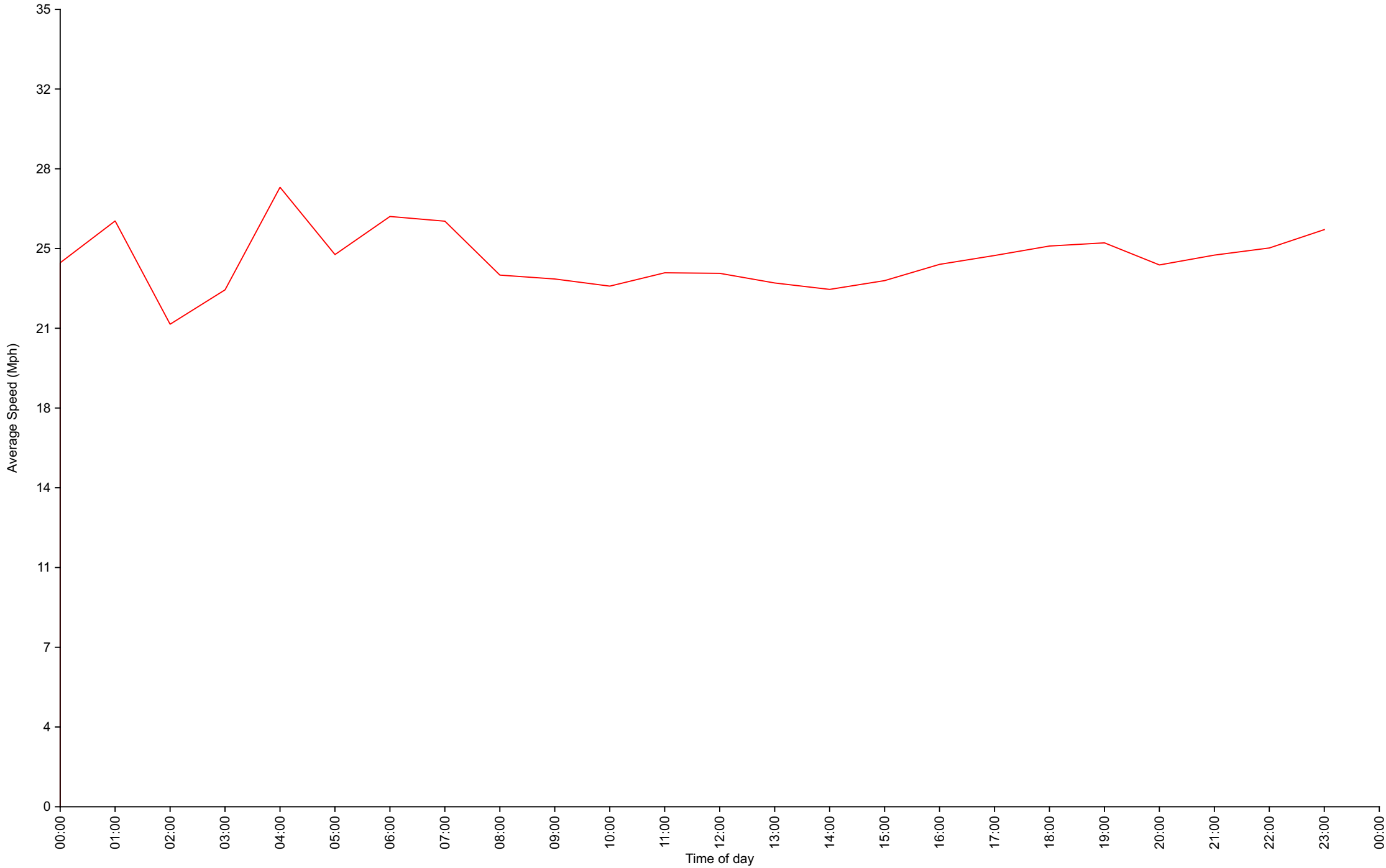
Vehicle Counts By Speed Class

Traffic Overview from Wed Aug 21 2019 to Wed Sep 4 2019



Average Speed By Hour

Traffic Overview from Wed Aug 21 2019 to Wed Sep 4 2019
(60 Minute Resolution)



Cumulative Speed Distribution Curve

Traffic Overview from Wed Aug 21 2019 to Wed Sep 4 2019

