

# Traffic Report - West Common towards Blackhill

Lindfield Parish Council

Traffic Overview from Fri Aug 2 2019 to Fri Aug 16 2019

## Vehicle Speed Classes (Mph)

	<15	15 20	20 25	25 30	30 35	35 40	40 45	45 50	50 55	55 60	60 65	65 70	>70	Total	85th Percentile
00:00	0	0	2	38	55	41	12	<b>5</b>	0	0	0	0	0	153	38.5
01:00	0	0	2	9	21	11	10	4	0	0	0	0	0	57	41.4
02:00	0	0	0	4	11	9	4	3	2	0	0	0	0	33	<b>43.2</b>
03:00	0	0	2	5	7	8	2	2	1	0	0	0	0	27	40.0
04:00	0	1	0	4	12	4	8	0	0	0	0	0	0	29	42.3
05:00	0	0	0	10	36	21	9	1	0	0	0	0	0	77	38.8
06:00	1	1	5	60	163	91	21	5	<b>3</b>	0	0	0	0	350	37.0
07:00	0	3	20	226	526	<b>195</b>	<b>27</b>	3	0	0	0	0	0	1000	35.3
08:00	1	3	42	462	774	157	15	2	0	0	0	0	0	1456	33.6
09:00	0	5	57	604	863	159	13	2	0	0	0	0	0	1703	33.2
10:00	2	3	59	725	774	129	22	2	0	0	0	0	0	1716	32.7
11:00	<b>4</b>	<b>8</b>	<b>66</b>	<b>766</b>	<b>870</b>	136	10	0	0	0	0	0	0	<b>1860</b>	32.7
12:00	2	<b>6</b>	57	808	926	144	17	<b>2</b>	0	0	0	0	0	1962	32.7
13:00	<b>3</b>	3	51	744	949	171	17	1	1	0	0	0	0	1940	33.1
14:00	2	2	58	652	849	162	17	1	0	0	0	0	0	1743	33.3
15:00	1	3	61	704	895	149	11	2	1	0	0	0	0	1827	32.9
16:00	3	6	<b>70</b>	<b>835</b>	1032	193	18	2	0	0	0	0	0	2159	33.1
17:00	1	6	63	826	<b>1174</b>	192	18	2	1	<b>1</b>	0	0	0	<b>2284</b>	33.1
18:00	0	2	38	684	1005	197	12	2	1	0	0	0	0	1941	33.4
19:00	0	3	23	456	812	<b>219</b>	<b>30</b>	1	1	0	0	0	0	1545	34.3
20:00	0	2	11	306	500	153	25	0	<b>2</b>	0	0	0	0	999	34.7
21:00	0	1	22	249	314	76	18	0	0	0	0	0	0	680	33.8
22:00	0	1	22	190	213	98	18	2	2	0	0	0	0	546	35.4
23:00	0	0	11	96	138	59	13	2	0	1	0	0	0	320	<b>35.4</b>
AM Total	8	24	255	2913	<b>4112</b>	961	153	29	6	0	0	0	0		
PM Total	12	35	487	6550	<b>8807</b>	1813	214	17	9	2	0	0	0		
Total	20	59	742	9463	<b>12919</b>	2774	367	46	15	2	0	0	0		
Percent	0.08%	0.22%	2.81%	35.84%	<b>48.92%</b>	10.50%	1.39%	0.17%	0.06%	0.01%	0.00%	0.00%	0.00%		

Total Vehicles : 26407

30th Percentile : 28.3 MPH

50th Percentile : 29.9 MPH

85th Percentile : 33.5 MPH

95th Percentile : 36.3 MPH

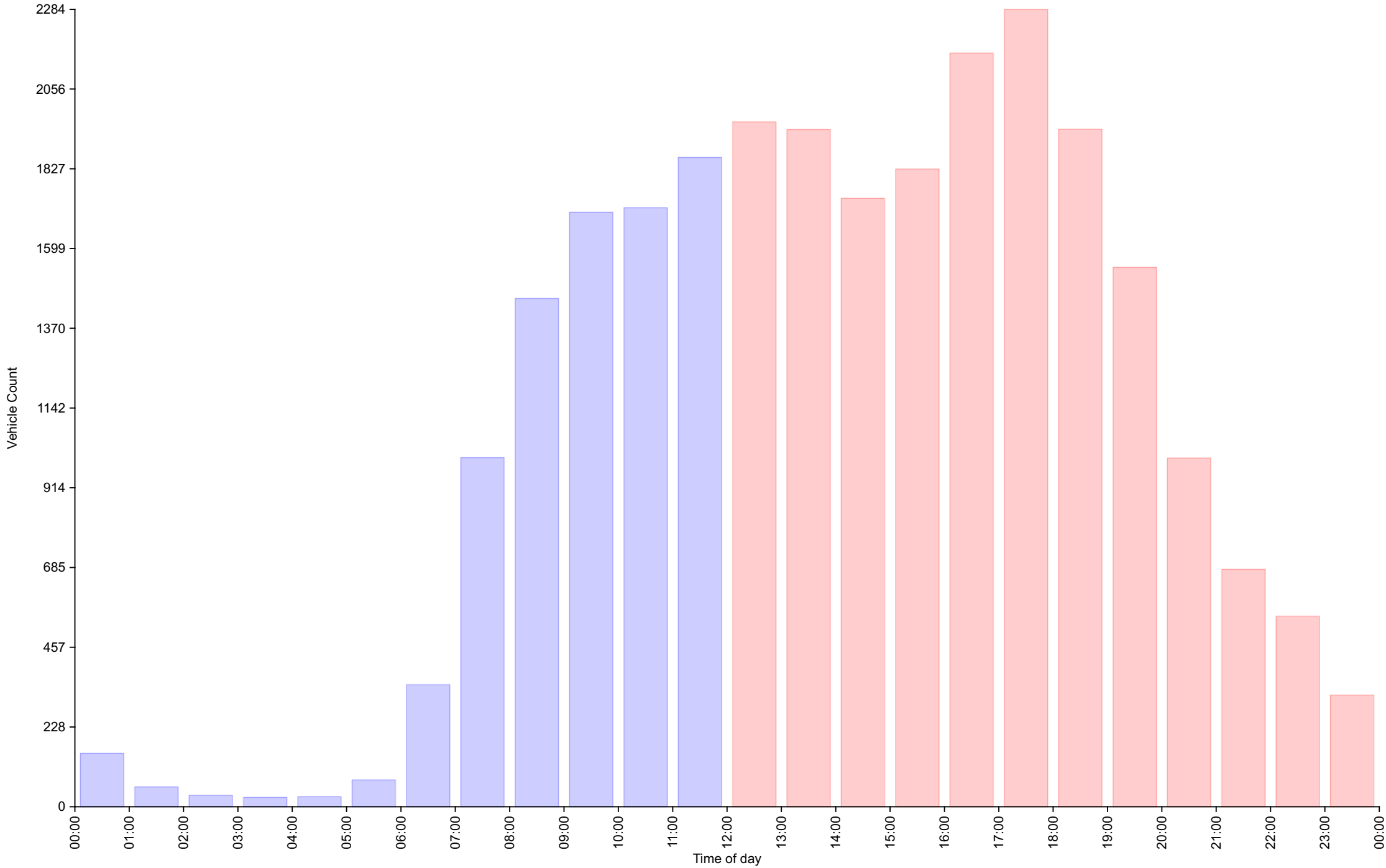
Average Speed : 30.6 MPH

Highest Speed : 55.9 MPH

Total Over Speed Limit : 61.1 % (16123 / 26407)

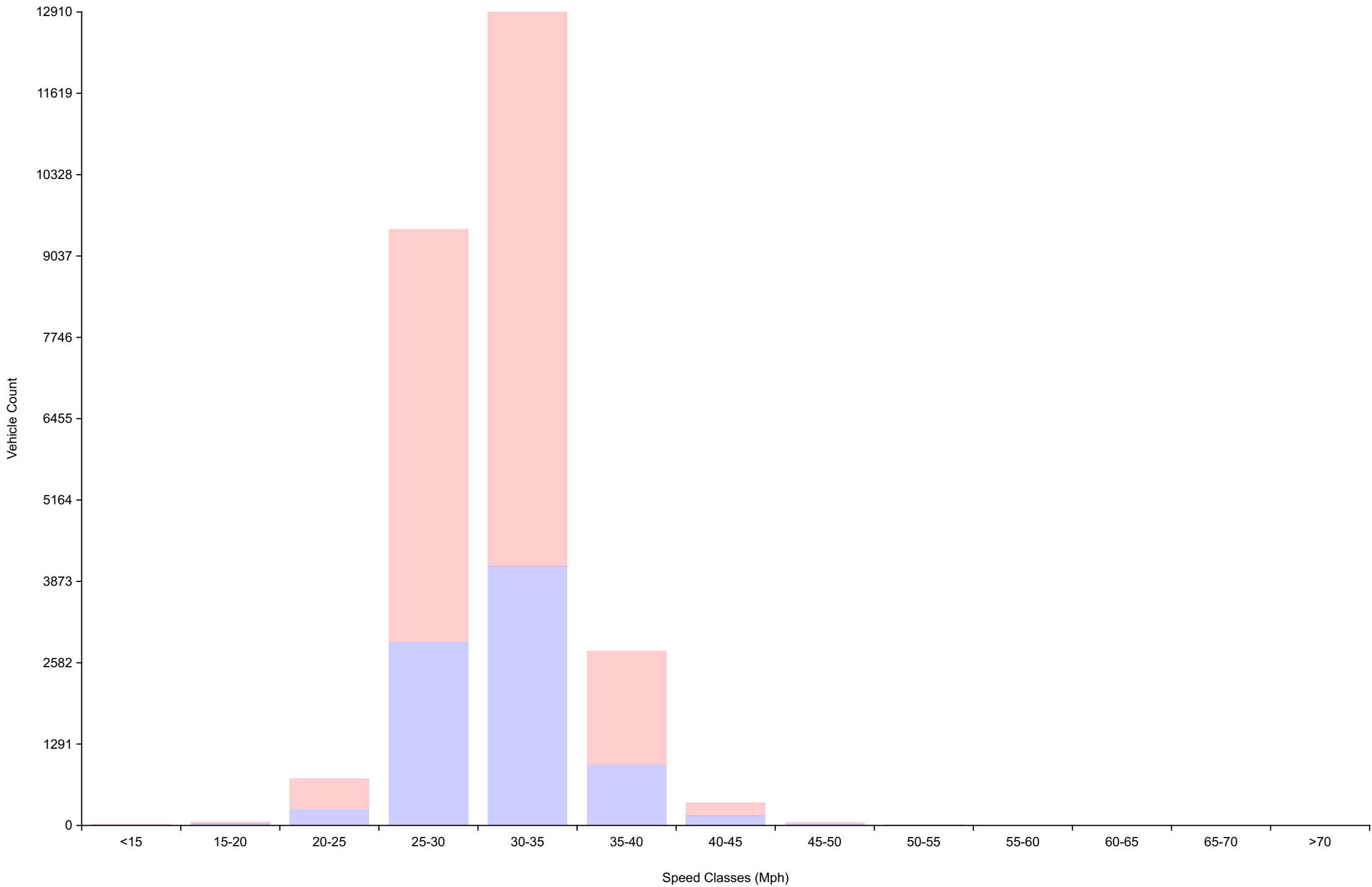
# Vehicle Counts By Hour

Traffic Overview from Fri Aug 2 2019 to Fri Aug 16 2019  
(60 Minute Resolution)



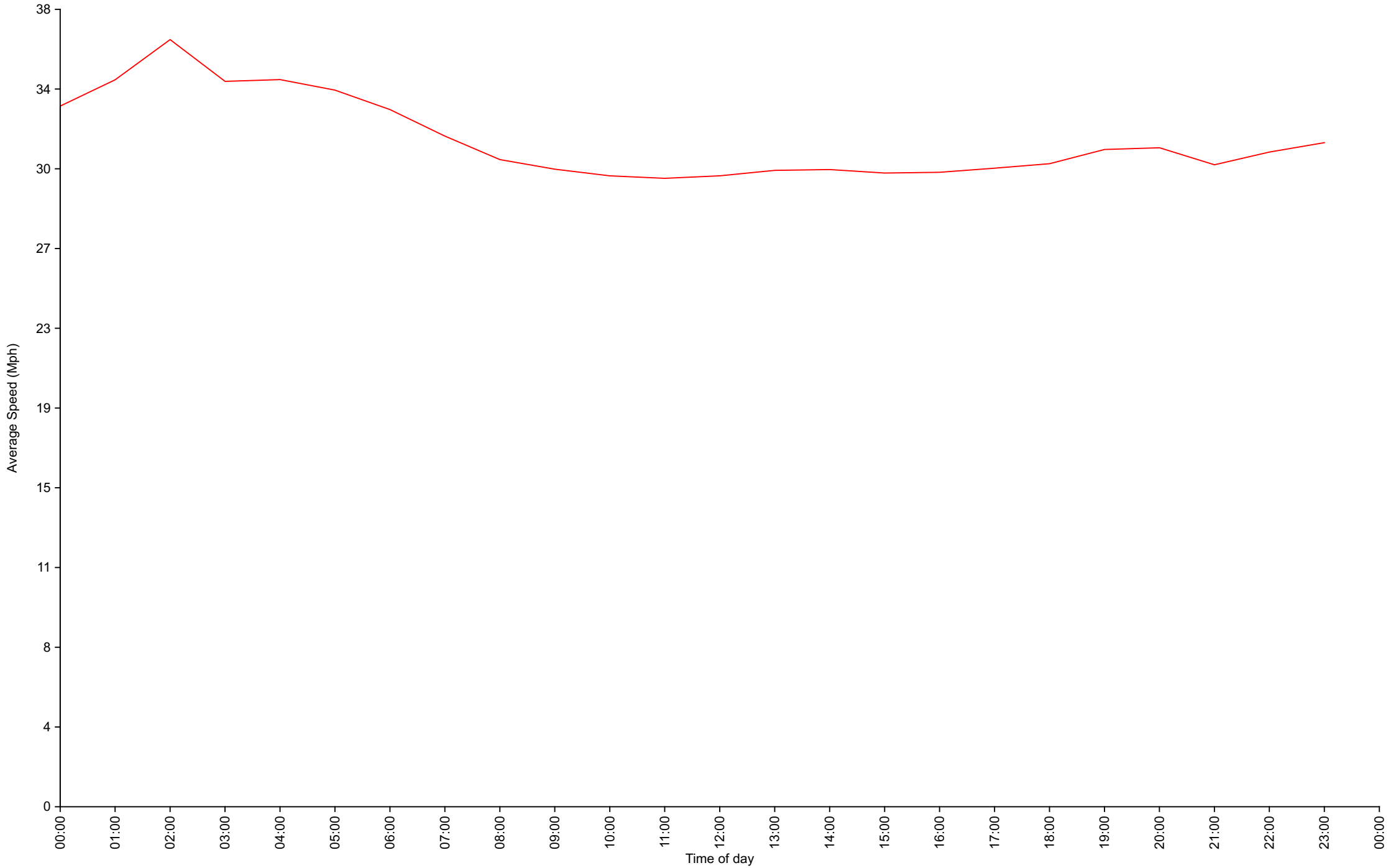
# Vehicle Counts By Speed Class

## Traffic Overview from Fri Aug 2 2019 to Fri Aug 16 2019



# Average Speed By Hour

Traffic Overview from Fri Aug 2 2019 to Fri Aug 16 2019  
(60 Minute Resolution)



# Cumulative Speed Distribution Curve

Traffic Overview from Fri Aug 2 2019 to Fri Aug 16 2019

