

Traffic Report - Portsmouth Lane
Lindfield Parish Council
Traffic Overview from Fri Jul 19 2019 to Fri Aug 2 2019

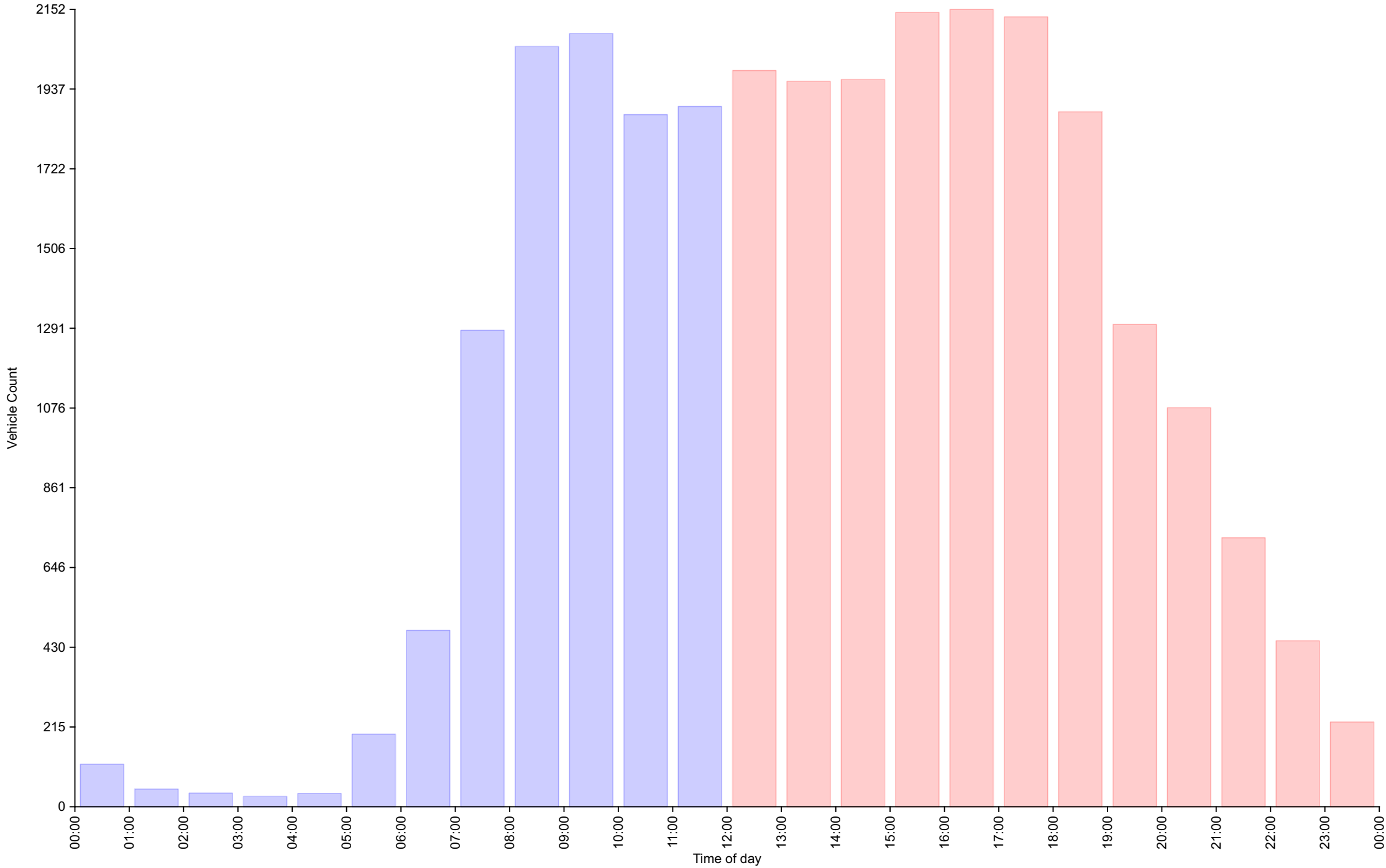
Vehicle Speed Classes (Mph)

	<15	15 20	20 25	25 30	30 35	35 40	40 45	45 50	50 55	55 60	60 65	65 70	>70	Total	85th Percentile
00:00	1	1	15	35	42	17	3	1	0	0	0	0	0	115	35.1
01:00	0	0	3	13	14	8	5	5	0	0	0	0	0	48	41.4
02:00	0	0	2	6	12	11	6	0	0	0	0	0	0	37	39.4
03:00	0	0	2	6	10	5	3	1	1	0	0	0	0	28	40.4
04:00	0	1	1	3	21	8	2	0	0	0	0	0	0	36	35.9
05:00	0	1	2	32	88	66	7	0	0	0	0	0	0	196	36.7
06:00	0	3	13	69	264	112	9	6	0	0	0	0	0	476	35.7
07:00	1	4	46	383	591	242	19	0	0	0	0	0	0	1286	35.0
08:00	3	24	106	757	961	181	20	0	0	0	0	0	0	2052	33.2
09:00	7	39	145	838	873	173	12	0	0	0	0	0	0	2087	32.9
10:00	7	38	132	696	811	172	11	1	0	0	0	0	0	1868	33.1
11:00	2	30	132	679	832	200	15	0	0	0	0	0	0	1890	33.5
12:00	1	28	160	738	846	195	17	2	0	0	0	0	0	1987	33.3
13:00	2	22	123	671	909	213	18	0	0	0	0	0	0	1958	33.5
14:00	3	21	124	712	852	234	15	2	0	0	0	0	0	1963	33.6
15:00	4	30	125	726	981	256	22	0	0	0	0	0	0	2144	33.7
16:00	1	10	114	681	1065	256	22	3	0	0	0	0	0	2152	33.7
17:00	0	19	91	673	1036	282	29	2	0	0	0	0	0	2132	34.0
18:00	1	20	95	536	881	305	35	3	0	0	0	0	0	1876	34.7
19:00	3	11	57	305	632	255	38	1	0	0	0	0	0	1302	35.4
20:00	1	10	50	289	490	199	36	2	0	0	0	0	0	1077	35.2
21:00	0	11	46	278	296	80	13	2	0	0	0	0	0	726	33.8
22:00	0	4	46	164	160	59	15	0	0	0	0	0	0	448	34.6
23:00	0	6	15	67	104	33	4	0	0	0	0	0	0	229	34.2
AM Total	21	141	599	3517	4519	1195	112	14	1	0	0	0	0		
PM Total	16	192	1046	5840	8252	2367	264	17	0	0	0	0	0		
Total	37	333	1645	9357	12771	3562	376	31	1	0	0	0	0		
Percent	0.13%	1.18%	5.85%	33.28%	45.43%	12.67%	1.34%	0.11%	0.00%	0.00%	0.00%	0.00%	0.00%		

Total Vehicles : 28113
 30th Percentile : 28.1 MPH
 50th Percentile : 29.9 MPH
 85th Percentile : 33.9 MPH
 95th Percentile : 36.6 MPH
 Average Speed : 30.4 MPH
 Highest Speed : 50.3 MPH
 Total Over Speed Limit : 59.5 % (16741 / 28113)

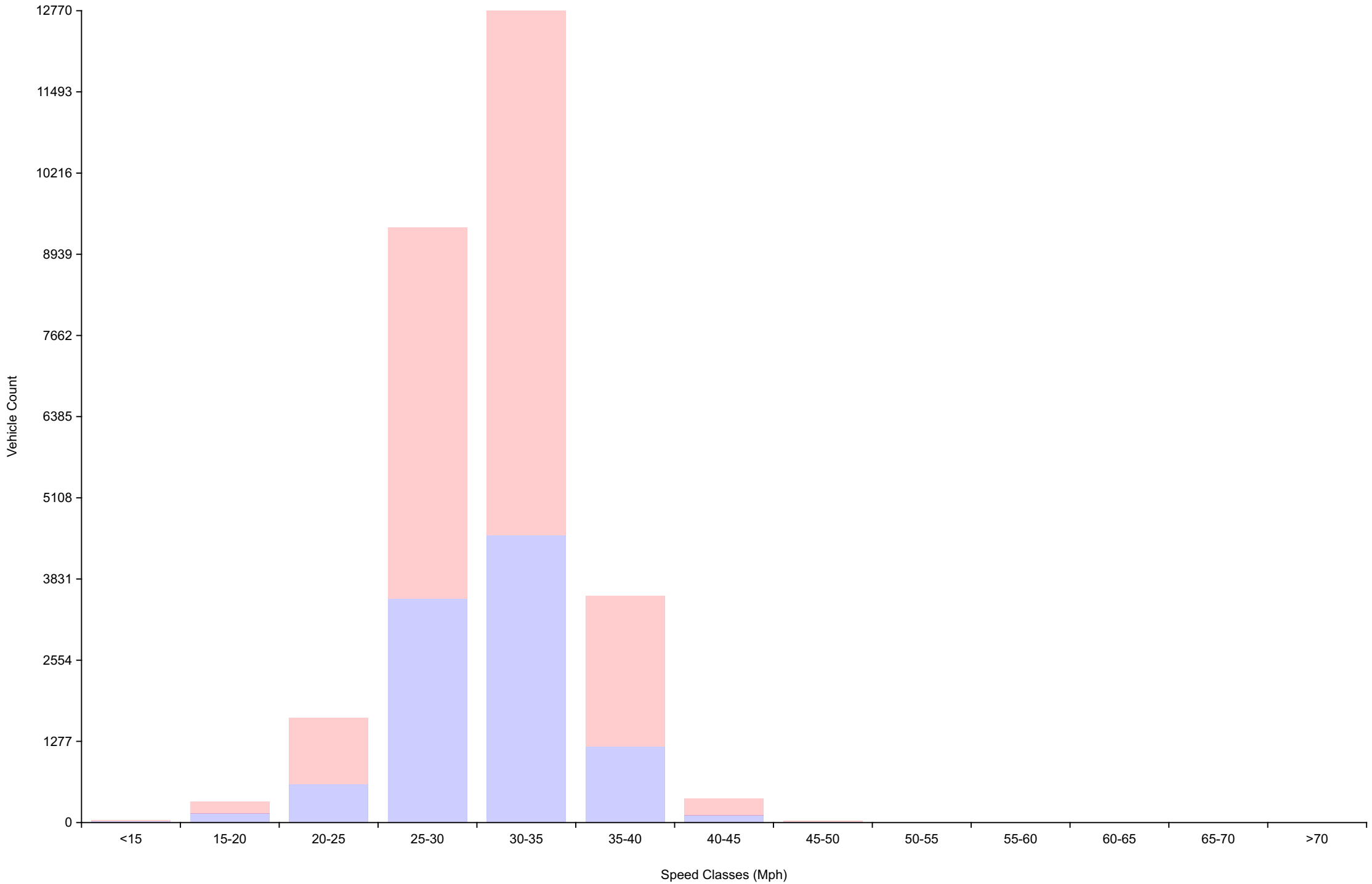
Vehicle Counts By Hour

Traffic Overview from Fri Jul 19 2019 to Fri Aug 2 2019
(60 Minute Resolution)



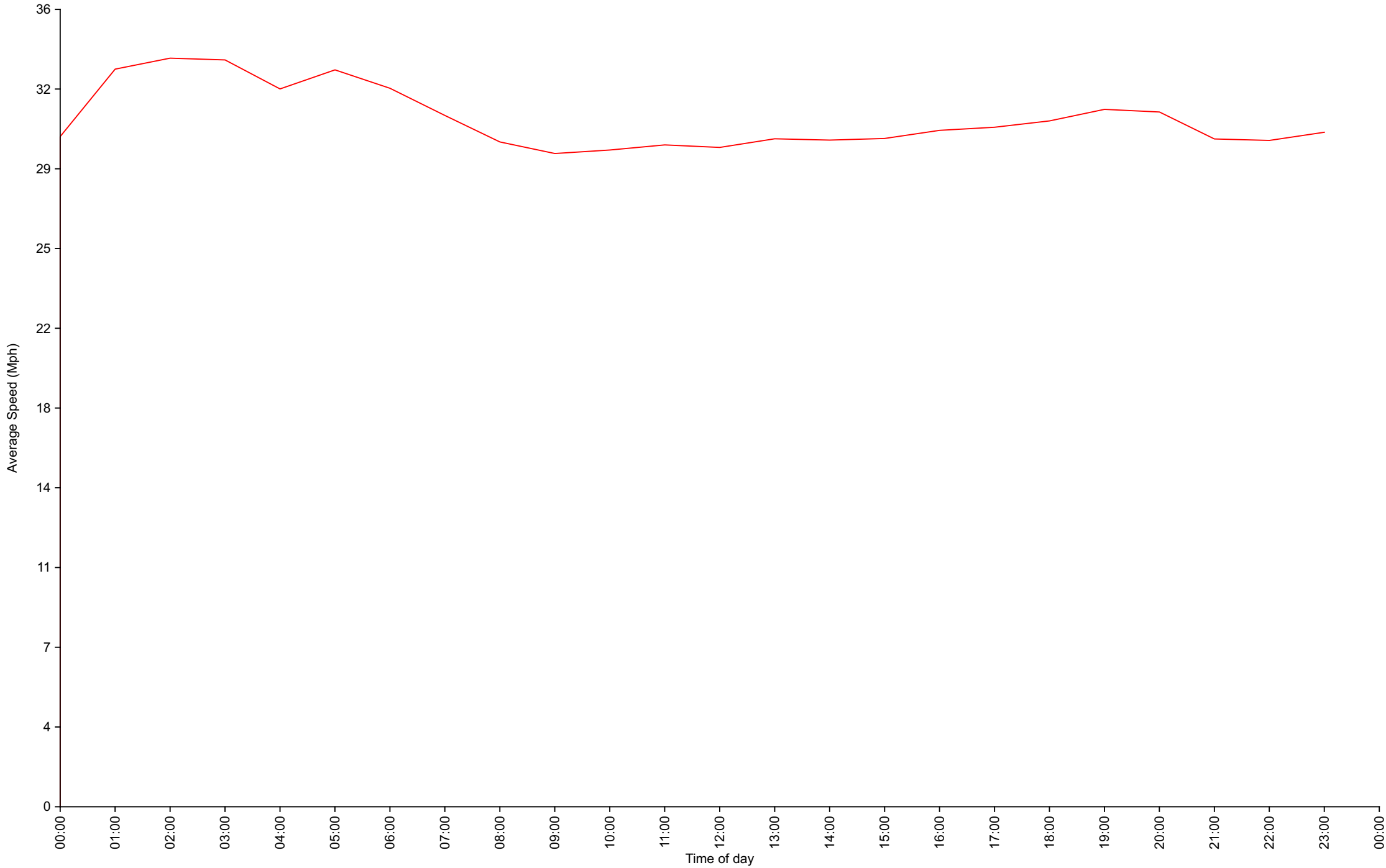
Vehicle Counts By Speed Class

Traffic Overview from Fri Jul 19 2019 to Fri Aug 2 2019



Average Speed By Hour

Traffic Overview from Fri Jul 19 2019 to Fri Aug 2 2019
(60 Minute Resolution)



Cumulative Speed Distribution Curve

Traffic Overview from Fri Jul 19 2019 to Fri Aug 2 2019

