

Lewes Road - away from High Street (15-29 May 2019)

Lindfield Parish Council

Traffic Overview from Wed May 15 2019 to Wed May 29 2019

Vehicle Speed Classes (Mph)

	<15	15 20	20 25	25 30	30 35	35 40	40 45	45 50	50 55	55 60	60 65	65 70	>70	Total	85th Percentile
00:00	1	1	10	54	89	56	34	7	4	1	0	0	0	257	39.8
01:00	0	3	4	12	36	20	16	6	0	0	0	0	0	97	40.6
02:00	0	1	1	11	8	11	8	4	2	0	0	0	0	46	43.1
03:00	0	0	2	9	11	8	6	2	1	0	0	0	0	39	42.1
04:00	0	1	2	6	8	19	10	5	2	0	0	0	1	54	43.8
05:00	0	1	3	22	40	32	31	5	1	2	3	0	0	140	41.8
06:00	4	9	7	91	184	132	58	15	5	1	0	1	0	507	39.3
07:00	6	26	64	350	384	144	26	5	4	0	0	0	0	1009	34.9
08:00	8	25	192	534	271	64	11	2	0	0	0	0	0	1107	31.6
09:00	18	49	221	729	405	56	2	0	2	0	0	0	0	1482	30.9
10:00	10	58	245	791	413	53	15	3	1	0	0	0	0	1589	31.1
11:00	14	65	284	872	428	64	9	1	1	0	0	0	0	1738	30.9
12:00	25	74	308	894	411	70	13	0	0	0	0	0	0	1795	30.8
13:00	12	61	288	985	508	81	11	2	1	0	0	0	0	1949	31.2
14:00	19	84	392	960	432	53	6	0	0	0	0	0	0	1946	30.5
15:00	20	107	383	1041	438	56	5	2	0	0	0	0	0	2052	30.4
16:00	23	76	360	1028	589	91	12	0	0	0	0	0	0	2179	31.4
17:00	16	72	329	1162	602	87	8	1	0	0	0	0	0	2277	30.9
18:00	9	28	202	931	712	161	29	5	0	1	0	0	0	2078	32.5
19:00	5	27	93	682	689	194	45	10	0	0	0	0	0	1745	33.9
20:00	4	10	54	439	475	169	31	9	6	1	0	0	0	1198	35.1
21:00	4	13	68	340	306	109	35	3	4	0	0	0	0	882	34.7
22:00	1	15	38	295	249	119	52	8	2	0	0	0	0	779	35.8
23:00	3	7	20	145	181	97	34	19	2	4	2	0	0	514	37.9
AM Total	61	239	1035	3481	2277	659	226	55	23	4	3	1	1		
PM Total	141	574	2535	8902	5592	1287	281	59	15	6	2	0	0		
Total	202	813	3570	12383	7869	1946	507	114	38	10	5	1	1		
Percent	0.74%	2.96%	13.00%	45.10%	28.66%	7.09%	1.85%	0.42%	0.14%	0.04%	0.02%	0.00%	0.00%		

Total Vehicles : 27459

30th Percentile : 25.9 MPH

50th Percentile : 28.0 MPH

85th Percentile : 32.5 MPH

95th Percentile : 36.5 MPH

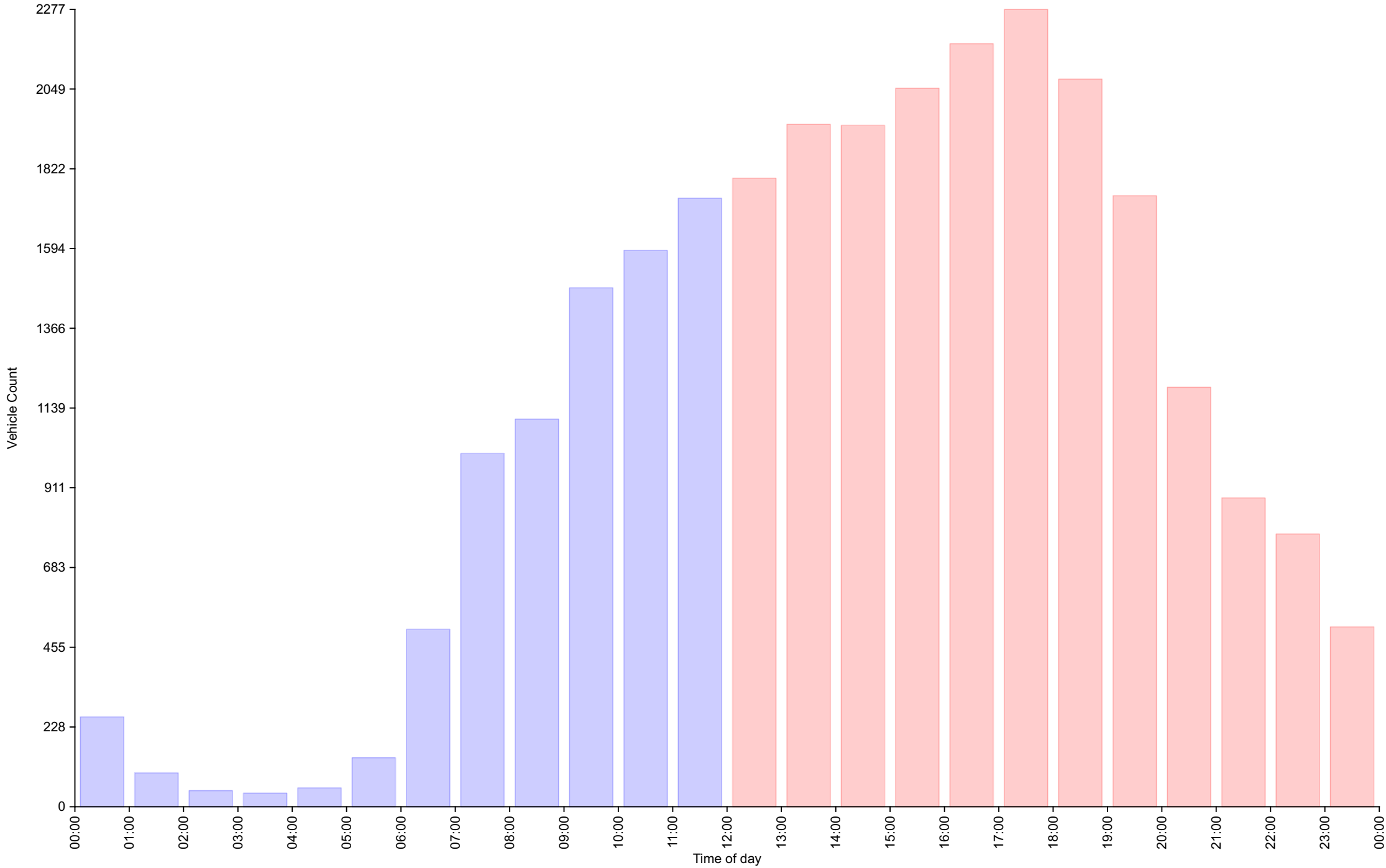
Average Speed : 28.6 MPH

Highest Speed : 81.4 MPH

Total Over Speed Limit : 38.2 % (10491 / 27459)

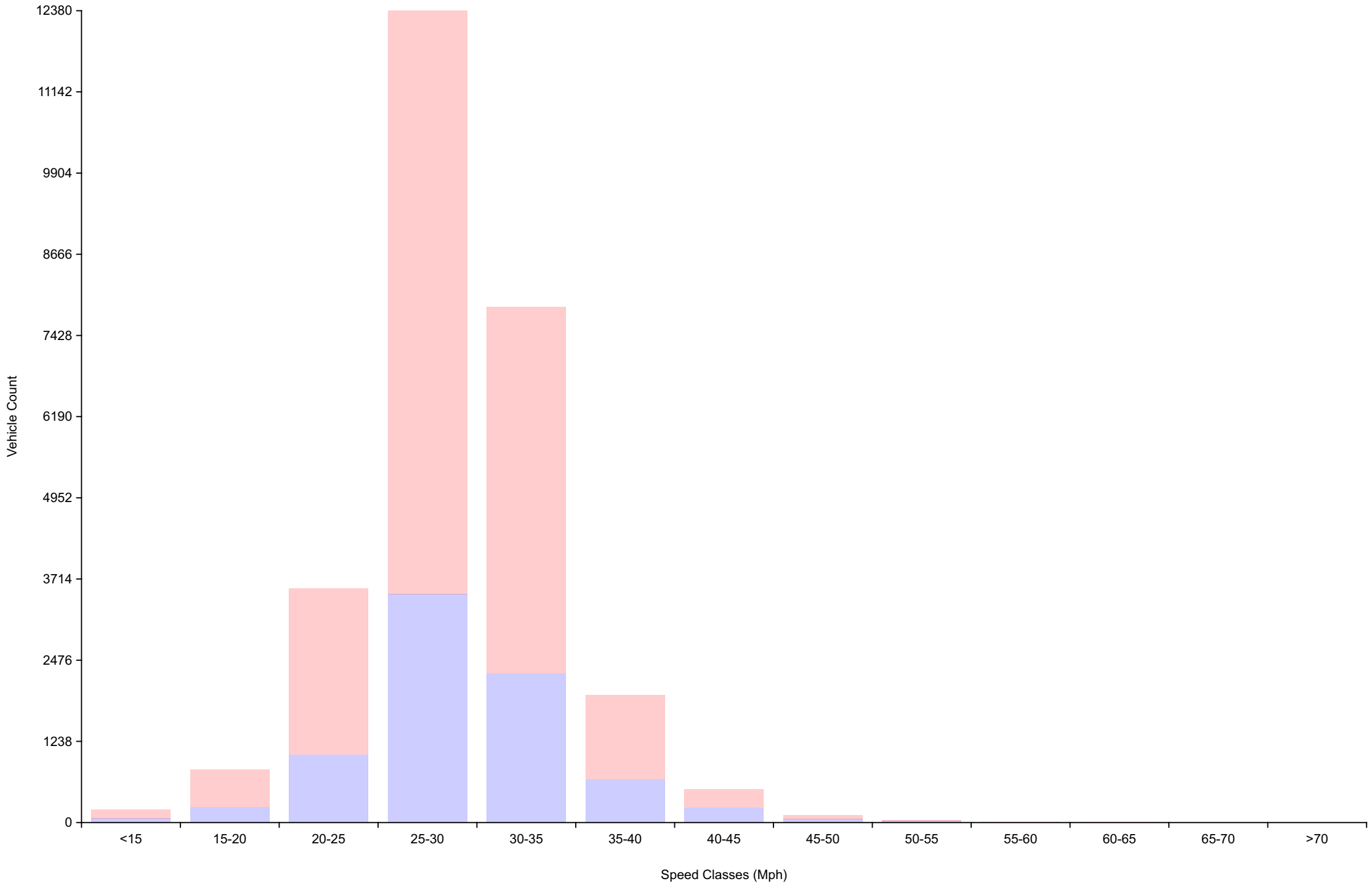
Vehicle Counts By Hour

Traffic Overview from Wed May 15 2019 to Wed May 29 2019
(60 Minute Resolution)



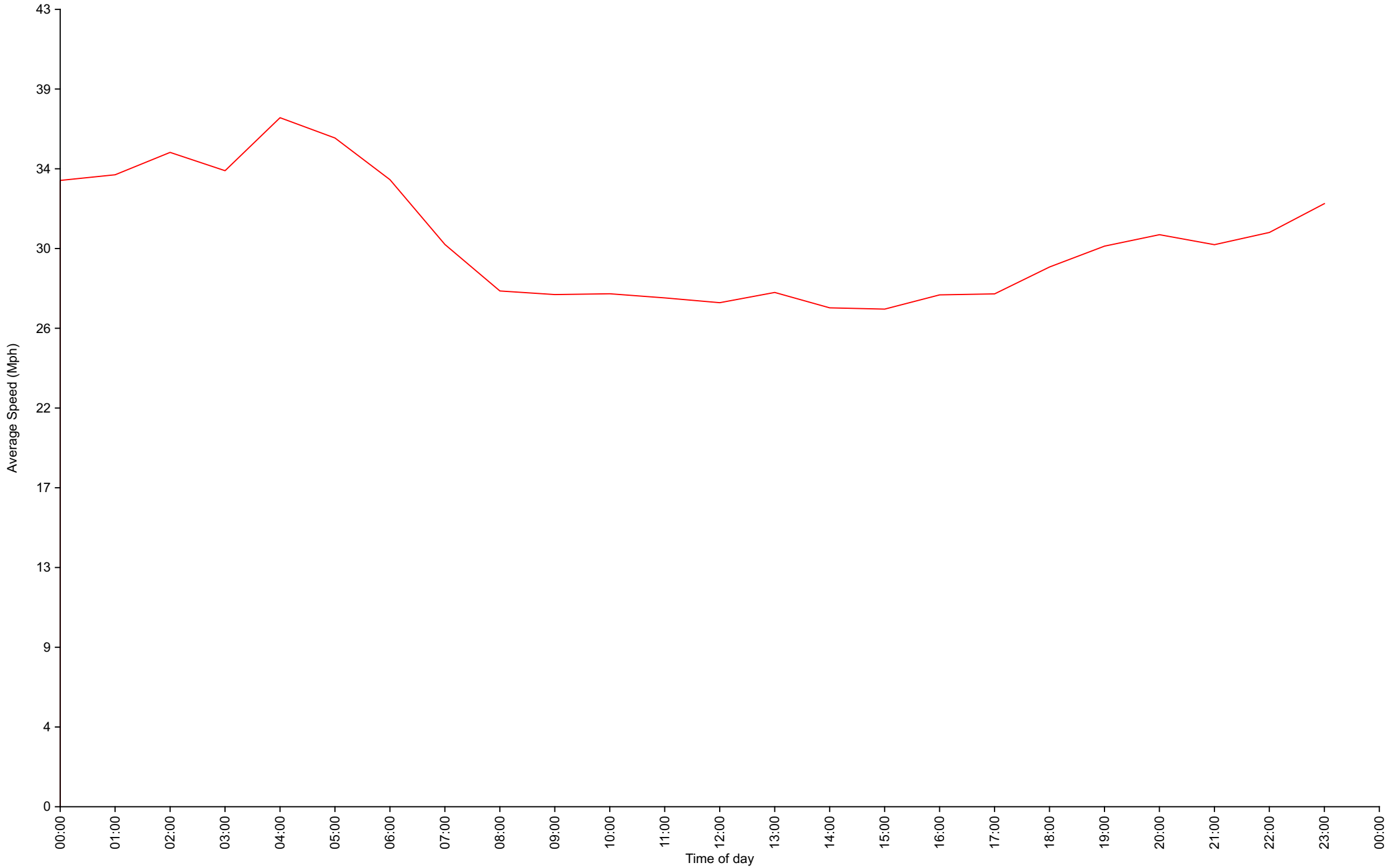
Vehicle Counts By Speed Class

Traffic Overview from Wed May 15 2019 to Wed May 29 2019



Average Speed By Hour

Traffic Overview from Wed May 15 2019 to Wed May 29 2019
(60 Minute Resolution)



Cumulative Speed Distribution Curve

Traffic Overview from Wed May 15 2019 to Wed May 29 2019

