

Lewes Road - towards High Street (15-29 May 2019)

Lindfield Parish Council

Traffic Overview from Wed May 15 2019 to Wed May 29 2019

Vehicle Speed Classes (Mph)

	<15	15 20	20 25	25 30	30 35	35 40	40 45	45 50	50 55	55 60	60 65	65 70	>70	Total	85th Percentile
00:00	0	1	8	44	75	37	14	7	1	1	1	0	0	189	38.7
01:00	0	0	2	23	18	11	8	5	1	0	0	0	0	68	40.9
02:00	0	0	2	10	18	14	11	1	2	0	0	1	0	59	40.1
03:00	0	0	5	15	26	19	10	5	3	0	0	0	0	83	40.6
04:00	0	0	3	12	28	15	24	26	8	1	0	0	0	117	46.7
05:00	0	1	8	97	135	101	121	71	23	6	2	0	1	566	45.1
06:00	0	0	37	205	350	315	224	91	17	3	1	0	0	1243	42.0
07:00	1	8	137	721	865	622	197	35	4	0	1	0	0	2591	37.5
08:00	11	58	344	1042	897	430	81	19	2	0	0	0	0	2884	35.0
09:00	3	27	337	978	784	372	74	14	2	0	0	0	0	2591	34.8
10:00	9	42	351	972	822	281	71	8	1	0	0	0	0	2557	33.8
11:00	3	50	407	991	775	310	50	2	0	0	0	0	0	2588	33.8
12:00	1	40	337	952	699	315	55	6	2	0	0	0	0	2407	34.2
13:00	0	25	267	918	752	341	84	12	2	0	0	0	0	2401	34.9
14:00	2	31	322	996	718	312	62	10	2	0	0	0	0	2455	34.2
15:00	1	20	293	823	715	281	62	7	1	0	0	0	0	2203	34.3
16:00	6	22	272	900	748	367	79	8	0	1	0	0	0	2403	35.1
17:00	2	14	242	819	701	326	51	11	0	0	0	0	0	2166	34.8
18:00	0	8	187	775	690	368	103	15	1	0	1	0	0	2148	35.9
19:00	0	4	155	630	566	311	103	13	4	1	0	0	0	1787	36.1
20:00	0	1	81	394	436	199	84	22	6	1	0	0	0	1224	36.8
21:00	0	2	76	312	300	148	46	19	2	0	1	0	0	906	36.1
22:00	0	1	59	229	202	141	61	7	4	0	1	1	0	706	37.9
23:00	0	1	21	106	140	76	40	9	4	0	1	0	0	398	38.5
AM Total	27	187	1641	5110	4793	2527	885	284	64	11	5	1	1		
PM Total	12	169	2312	7854	6667	3185	830	139	28	3	4	1	0		
Total	39	356	3953	12964	11460	5712	1715	423	92	14	9	2	1		
Percent	0.11%	0.97%	10.76%	35.29%	31.19%	15.55%	4.67%	1.15%	0.25%	0.04%	0.02%	0.01%	0.00%		

Total Vehicles : 36740

30th Percentile : 26.8 MPH

50th Percentile : 29.4 MPH

85th Percentile : 35.7 MPH

95th Percentile : 39.9 MPH

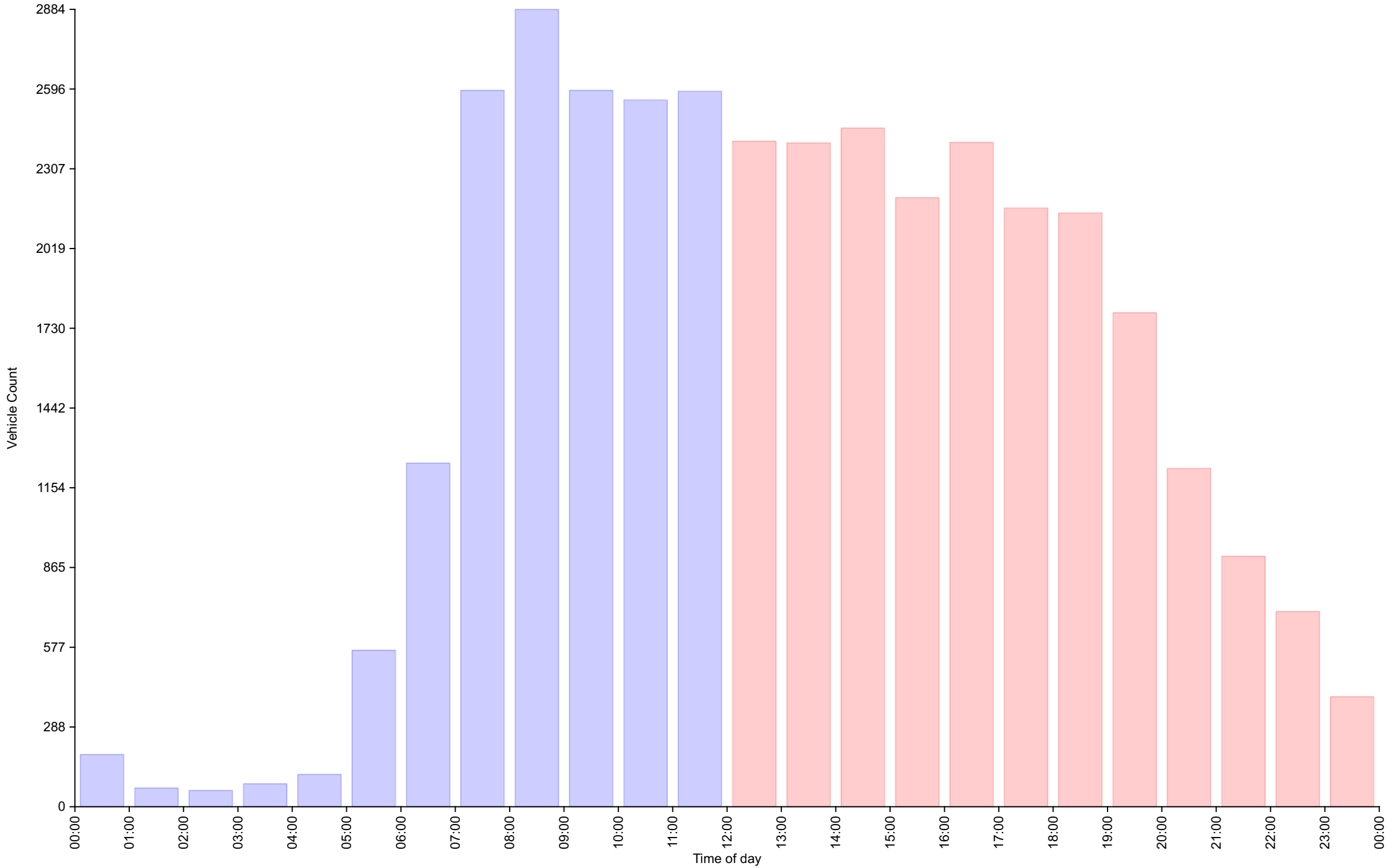
Average Speed : 30.5 MPH

Highest Speed : 77.9 MPH

Total Over Speed Limit : 52.9 % (19428 / 36740)

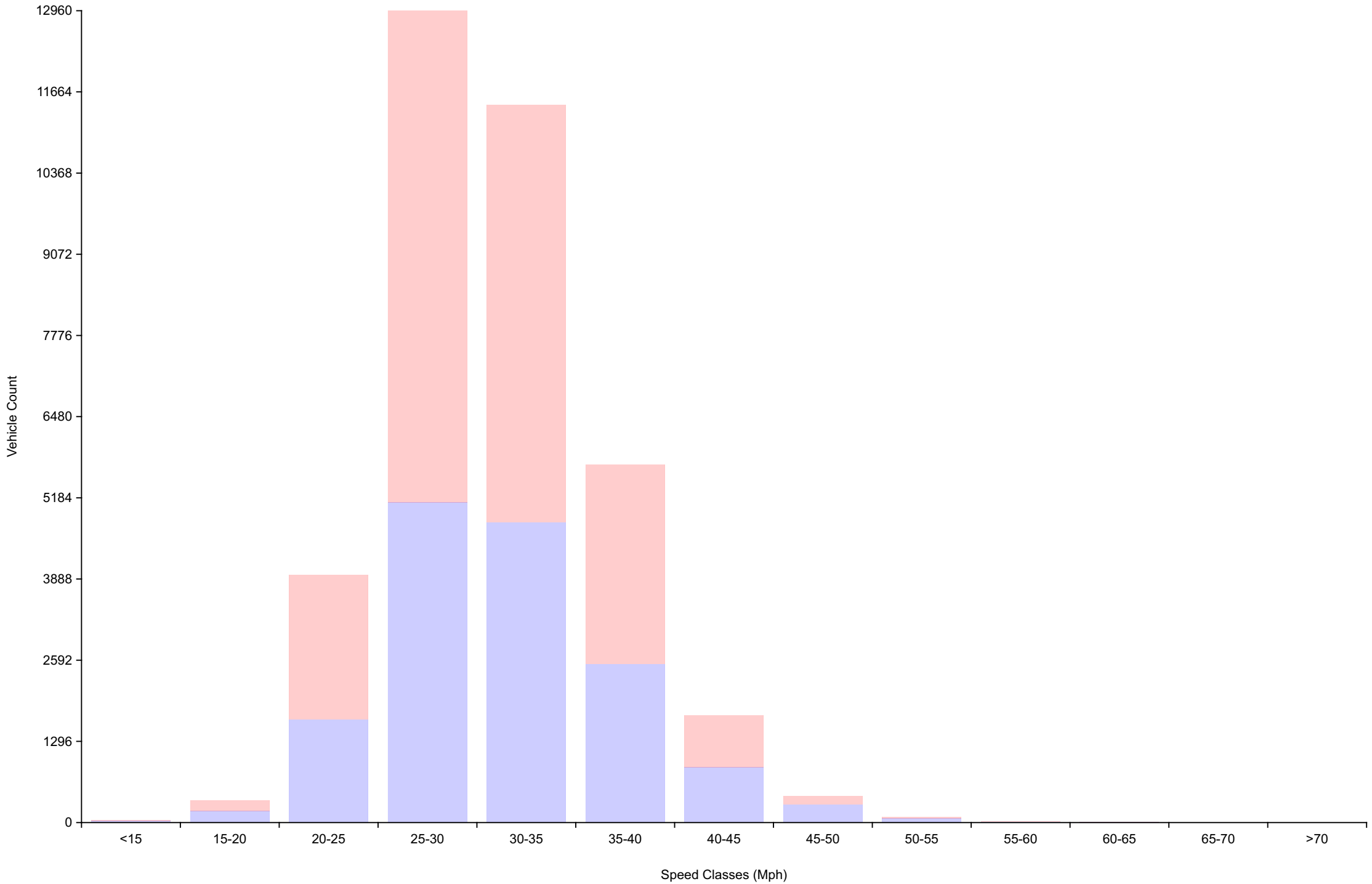
Vehicle Counts By Hour

Traffic Overview from Wed May 15 2019 to Wed May 29 2019
(60 Minute Resolution)



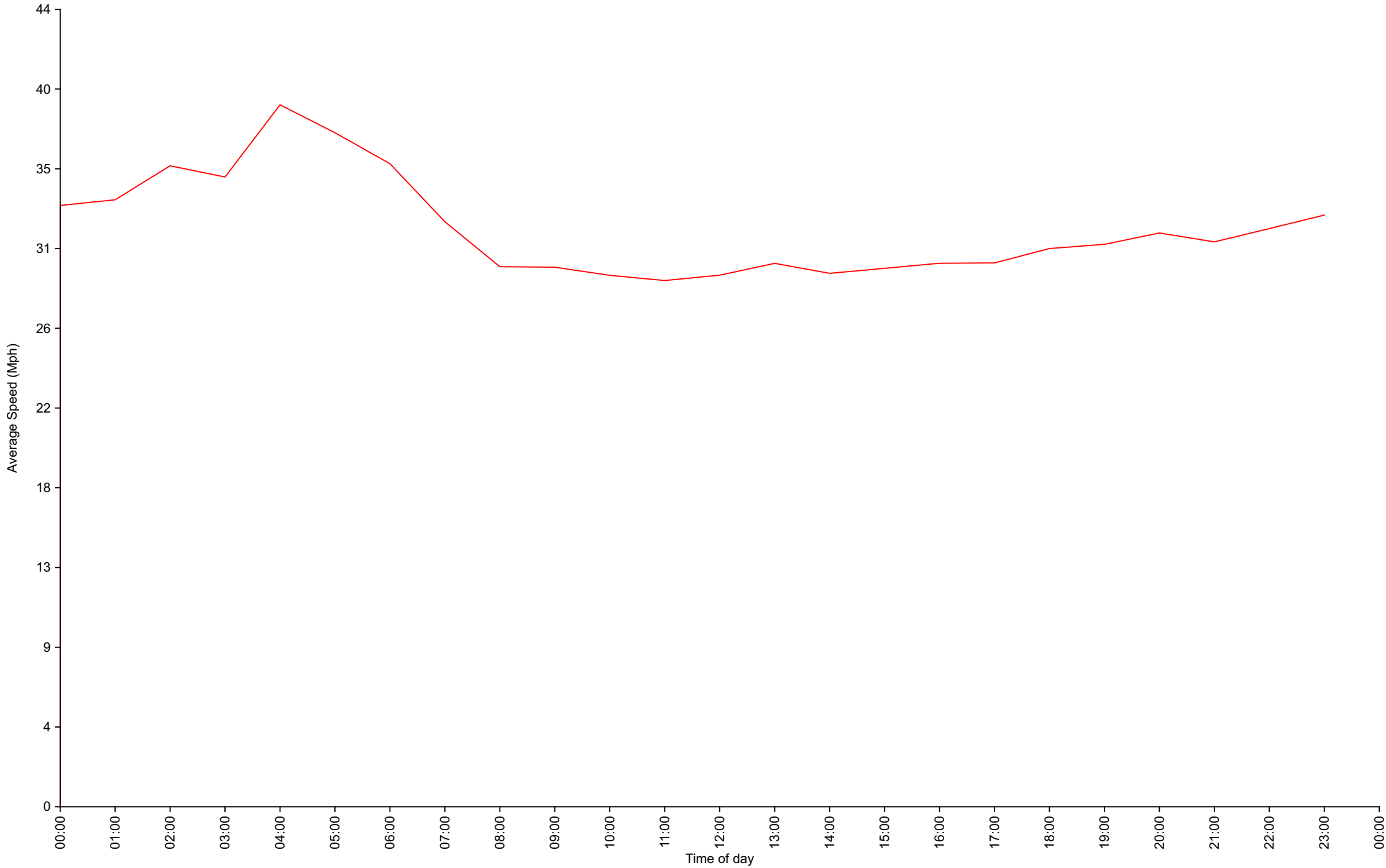
Vehicle Counts By Speed Class

Traffic Overview from Wed May 15 2019 to Wed May 29 2019



Average Speed By Hour

Traffic Overview from Wed May 15 2019 to Wed May 29 2019
(60 Minute Resolution)



Cumulative Speed Distribution Curve

Traffic Overview from Wed May 15 2019 to Wed May 29 2019

