

# Traffic Report - Blackhill (twds West Common) 26Feb-11Mar2020

Lindfield Parish Council

Traffic Overview from Wed Feb 26 2020 to Wed Mar 11 2020

## Vehicle Speed Classes (Mph)

	<15	15 20	20 25	25 30	30 35	35 40	40 45	45 50	50 55	55 60	60 65	65 70	>70	Total	85th Percentile
00:00	0	3	15	60	89	45	9	2	0	0	0	0	0	223	35.9
01:00	1	1	3	24	44	15	6	2	0	0	0	0	0	96	36.9
02:00	0	1	5	11	18	3	5	0	0	0	0	0	0	43	35.5
03:00	0	0	1	10	16	6	4	1	0	0	0	0	0	38	<b>38.3</b>
04:00	0	0	5	30	53	18	7	0	0	0	0	0	0	113	34.9
05:00	0	0	6	137	230	133	43	11	<b>3</b>	0	0	0	0	563	37.1
06:00	0	3	27	401	881	344	<b>72</b>	6	2	<b>1</b>	<b>1</b>	0	0	1738	35.6
07:00	<b>9</b>	14	105	1272	<b>2141</b>	<b>459</b>	49	<b>12</b>	0	0	0	0	0	4061	33.7
08:00	4	<b>34</b>	<b>342</b>	<b>2170</b>	1611	252	38	2	0	0	0	0	0	<b>4453</b>	32.0
09:00	0	21	218	1677	1664	273	28	1	1	0	0	0	0	3883	32.6
10:00	3	16	202	1636	1695	249	32	2	0	0	0	0	0	3835	32.5
11:00	1	23	230	1688	1616	281	28	3	0	0	0	0	0	3870	32.6
12:00	<b>4</b>	20	166	1602	1740	300	26	2	0	0	0	0	0	3860	32.7
13:00	1	18	177	1557	1615	273	<b>34</b>	4	1	0	0	0	0	3680	32.7
14:00	3	<b>21</b>	259	1678	1380	210	32	<b>6</b>	1	0	0	0	0	3590	32.0
15:00	2	20	<b>435</b>	<b>1854</b>	1353	198	20	3	0	0	0	0	0	3885	31.7
16:00	2	8	187	1574	<b>1767</b>	317	34	6	1	0	0	0	0	<b>3896</b>	32.8
17:00	0	11	149	1414	1601	<b>336</b>	30	1	1	0	0	0	0	3543	33.1
18:00	2	12	204	1278	1092	185	19	1	0	0	0	0	0	2793	32.4
19:00	1	5	121	947	878	175	22	1	<b>2</b>	<b>1</b>	0	0	0	2153	32.8
20:00	1	1	75	571	576	131	23	4	1	1	0	0	0	1384	33.3
21:00	0	6	68	415	445	112	17	2	1	0	0	0	0	1066	33.4
22:00	0	6	58	360	366	76	15	5	1	1	0	0	0	888	33.0
23:00	0	2	27	176	207	57	13	3	0	0	0	0	0	485	<b>34.0</b>
AM Total	18	116	1159	9116	<b>10058</b>	2078	321	42	6	1	1	0	0		
PM Total	16	130	1926	<b>13426</b>	13020	2370	285	38	9	3	0	0	0		
Total	34	246	3085	22542	<b>23078</b>	4448	606	80	15	4	1	0	0		
Percent	0.06%	0.45%	5.70%	41.64%	<b>42.63%</b>	8.22%	1.12%	0.15%	0.03%	0.01%	0.00%	0.00%	0.00%		

Total Vehicles : 54139

30th Percentile : 27.5 MPH

50th Percentile : 29.2 MPH

85th Percentile : 32.9 MPH

95th Percentile : 35.7 MPH

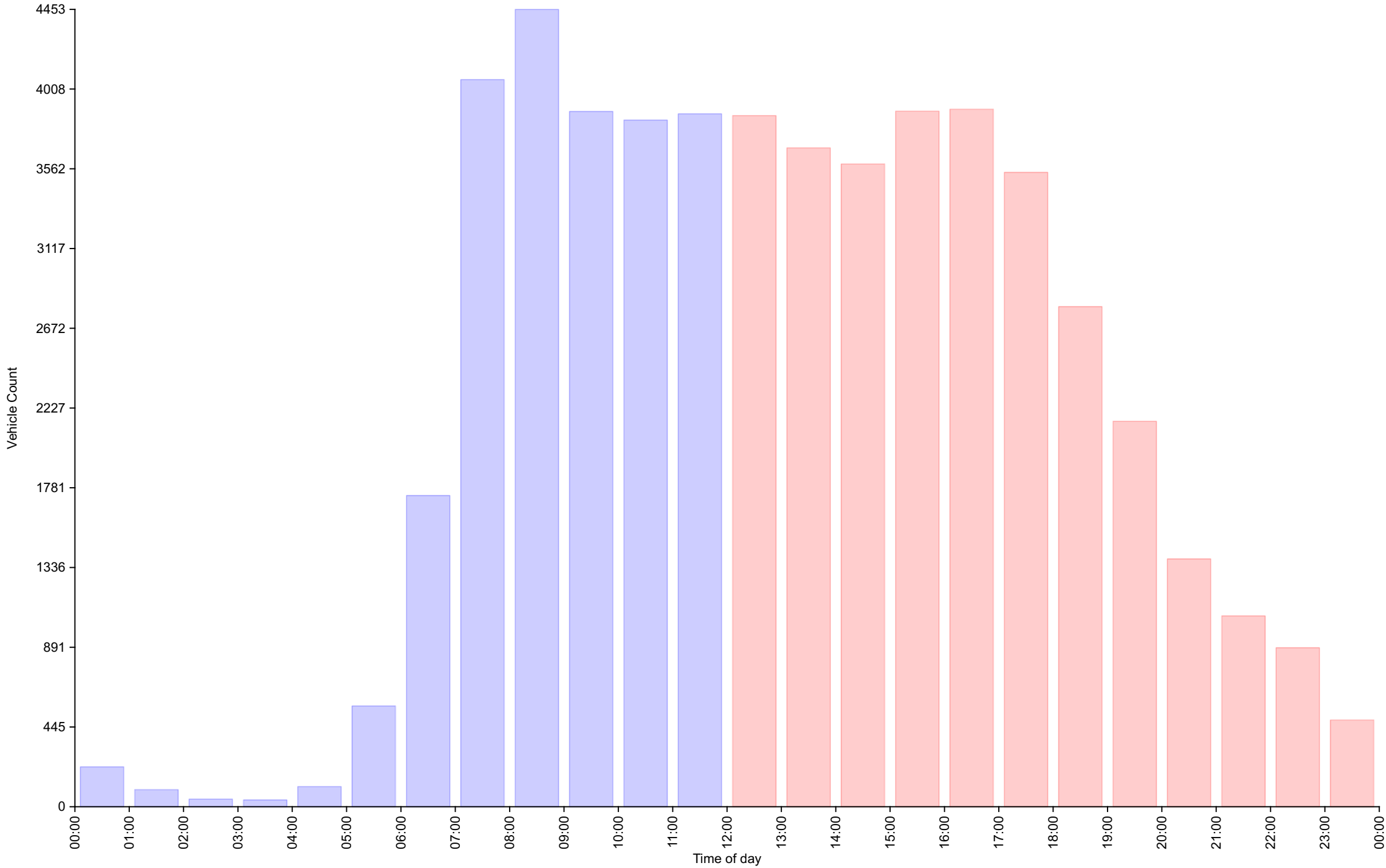
Average Speed : 29.8 MPH

Highest Speed : 59.9 MPH

Total Over Speed Limit : 52.1 % (28232 / 54139)

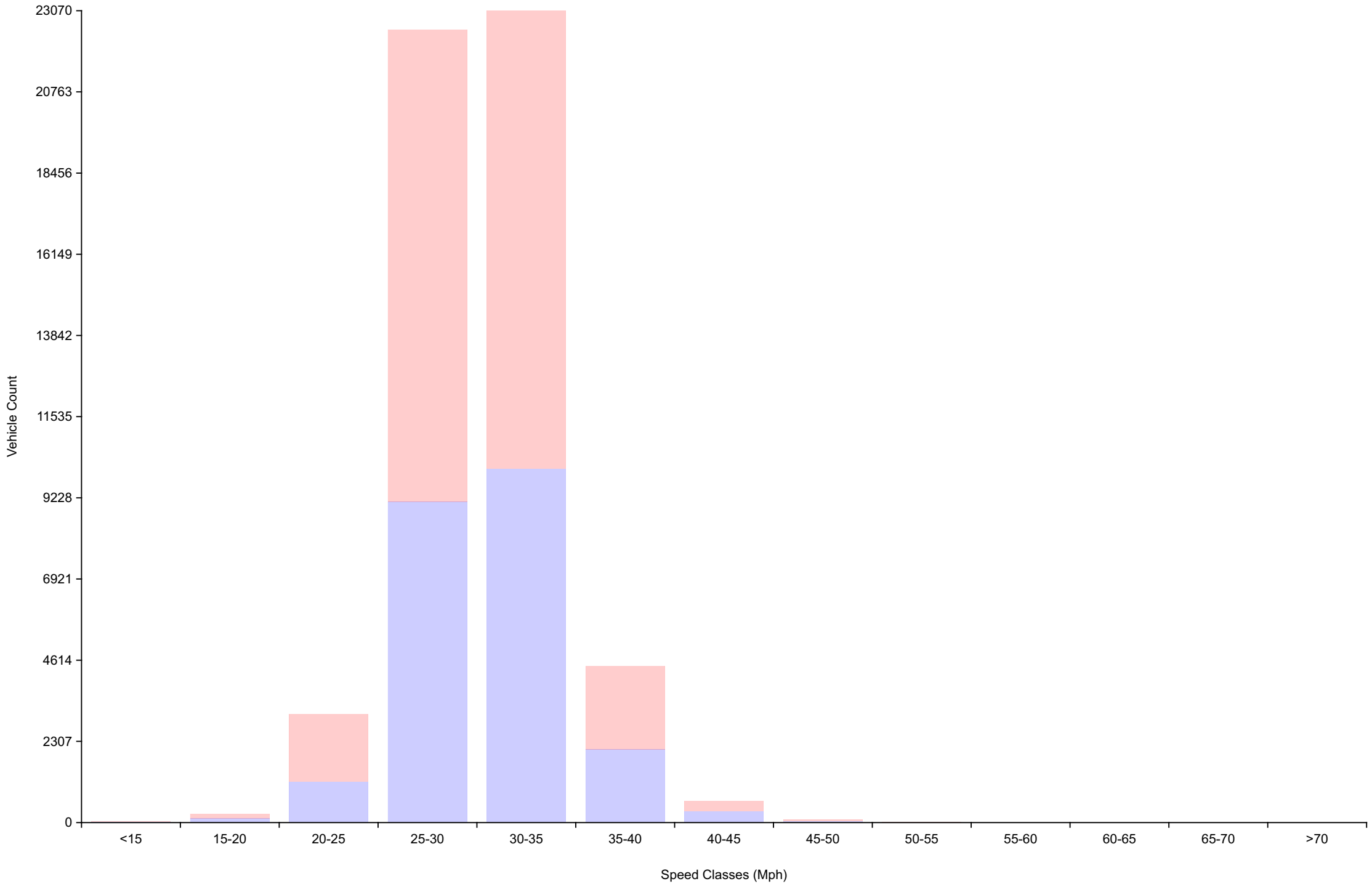
# Vehicle Counts By Hour

Traffic Overview from Wed Feb 26 2020 to Wed Mar 11 2020  
(60 Minute Resolution)



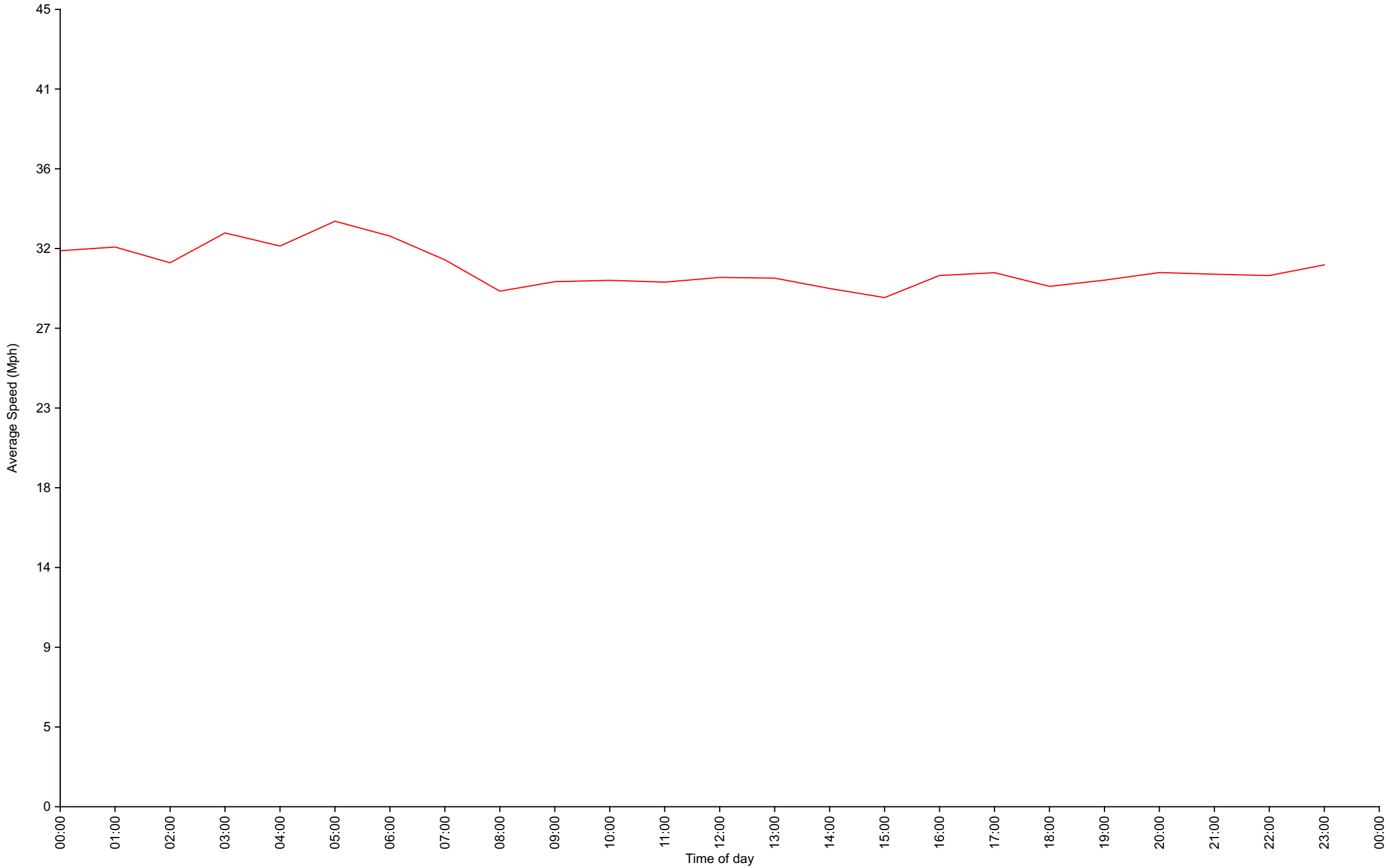
# Vehicle Counts By Speed Class

## Traffic Overview from Wed Feb 26 2020 to Wed Mar 11 2020



# Average Speed By Hour

Traffic Overview from Wed Feb 26 2020 to Wed Mar 11 2020  
(60 Minute Resolution)



# Cumulative Speed Distribution Curve

Traffic Overview from Wed Feb 26 2020 to Wed Mar 11 2020

