

Traffic Report - West Common (twds Blackhill)  
Lindfield Parish Council  
Traffic Overview from Wed Jan 8 2020 to Wed Jan 22 2020

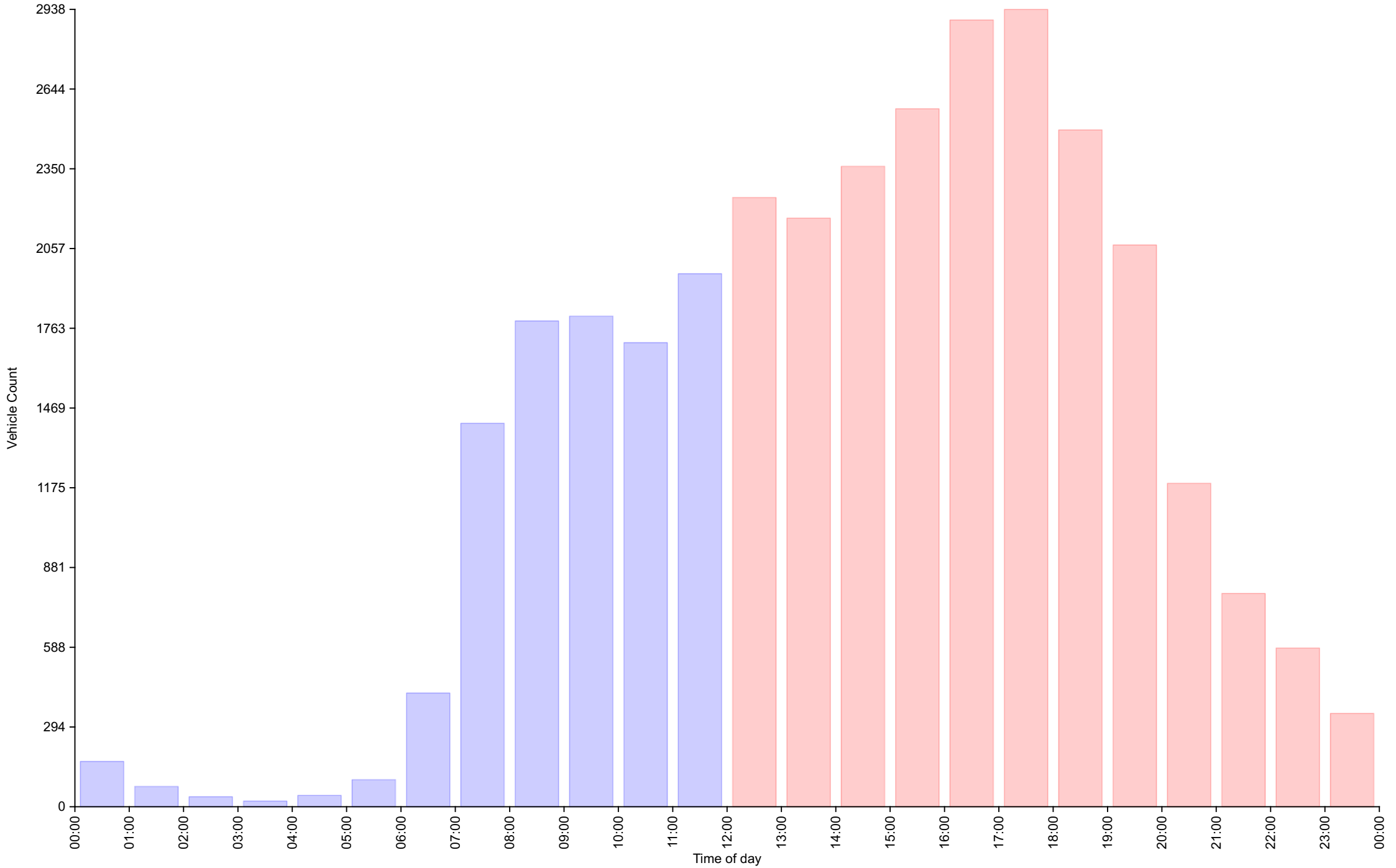
*Vehicle Speed Classes (Mph)*

	<15	15 20	20 25	25 30	30 35	35 40	40 45	45 50	50 55	55 60	60 65	65 70	>70	Total	85th Percentile
00:00	0	0	3	32	79	46	6	0	1	0	0	0	0	167	36.1
01:00	0	0	3	13	37	16	6	0	0	0	0	0	0	75	37.9
02:00	0	0	0	4	15	12	4	2	0	0	0	0	0	37	39.2
03:00	0	0	0	0	10	5	3	1	0	<b>1</b>	0	0	<b>1</b>	21	40.9
04:00	1	0	1	2	15	11	7	<b>4</b>	0	1	0	0	0	42	<b>42.4</b>
05:00	0	0	2	13	38	34	8	3	<b>2</b>	0	0	0	0	100	38.7
06:00	1	1	14	123	201	65	12	2	0	0	0	0	0	419	34.6
07:00	0	0	46	588	660	109	10	0	0	0	0	0	0	1413	32.7
08:00	3	6	<b>116</b>	873	698	83	9	2	0	0	0	0	0	1790	32.0
09:00	<b>5</b>	8	95	825	735	124	<b>14</b>	2	0	0	0	0	0	1808	32.5
10:00	0	4	68	730	769	<b>128</b>	7	4	0	0	0	0	0	1710	32.6
11:00	1	<b>9</b>	83	<b>882</b>	<b>864</b>	117	8	0	0	0	0	0	0	<b>1964</b>	32.3
12:00	<b>4</b>	8	111	967	1011	135	9	0	0	0	0	0	0	2245	32.3
13:00	0	4	64	930	996	161	13	1	0	0	0	0	0	2169	32.8
14:00	0	3	69	983	<b>1113</b>	<b>180</b>	10	2	0	0	0	0	0	2360	32.7
15:00	1	<b>12</b>	<b>213</b>	1239	975	124	8	0	0	0	0	0	0	2572	31.9
16:00	1	9	201	1521	1035	123	9	0	0	0	0	0	0	2899	31.6
17:00	0	7	211	<b>1635</b>	967	106	11	1	0	0	0	0	0	<b>2938</b>	31.2
18:00	0	10	167	1313	870	119	12	3	0	0	0	0	0	2494	31.7
19:00	1	3	97	932	889	130	15	3	0	0	0	0	0	2070	32.5
20:00	0	0	27	454	557	132	20	1	1	0	0	0	0	1192	33.6
21:00	2	0	23	255	375	102	<b>28</b>	1	0	0	0	0	0	786	34.3
22:00	1	0	10	174	294	86	14	<b>4</b>	<b>2</b>	0	0	0	0	585	34.6
23:00	0	0	6	88	180	55	12	2	1	0	0	0	0	344	<b>35.3</b>
AM Total	11	28	431	4085	<b>4121</b>	750	94	20	3	2	0	0	1		
PM Total	10	56	1199	<b>10491</b>	9262	1453	161	18	4	0	0	0	0		
Total	21	84	1630	<b>14576</b>	13383	2203	255	38	7	2	0	0	1		
Percent	0.07%	0.26%	5.06%	<b>45.27%</b>	41.56%	6.84%	0.79%	0.12%	0.02%	0.01%	0.00%	0.00%	0.00%		

Total Vehicles : 32200  
 30th Percentile : 27.4 MPH  
 50th Percentile : 29.0 MPH  
 85th Percentile : 32.5 MPH  
 95th Percentile : 35.1 MPH  
 Average Speed : 29.7 MPH  
 Highest Speed : 83.3 MPH  
 Total Over Speed Limit : 49.3 % (15889 / 32200)

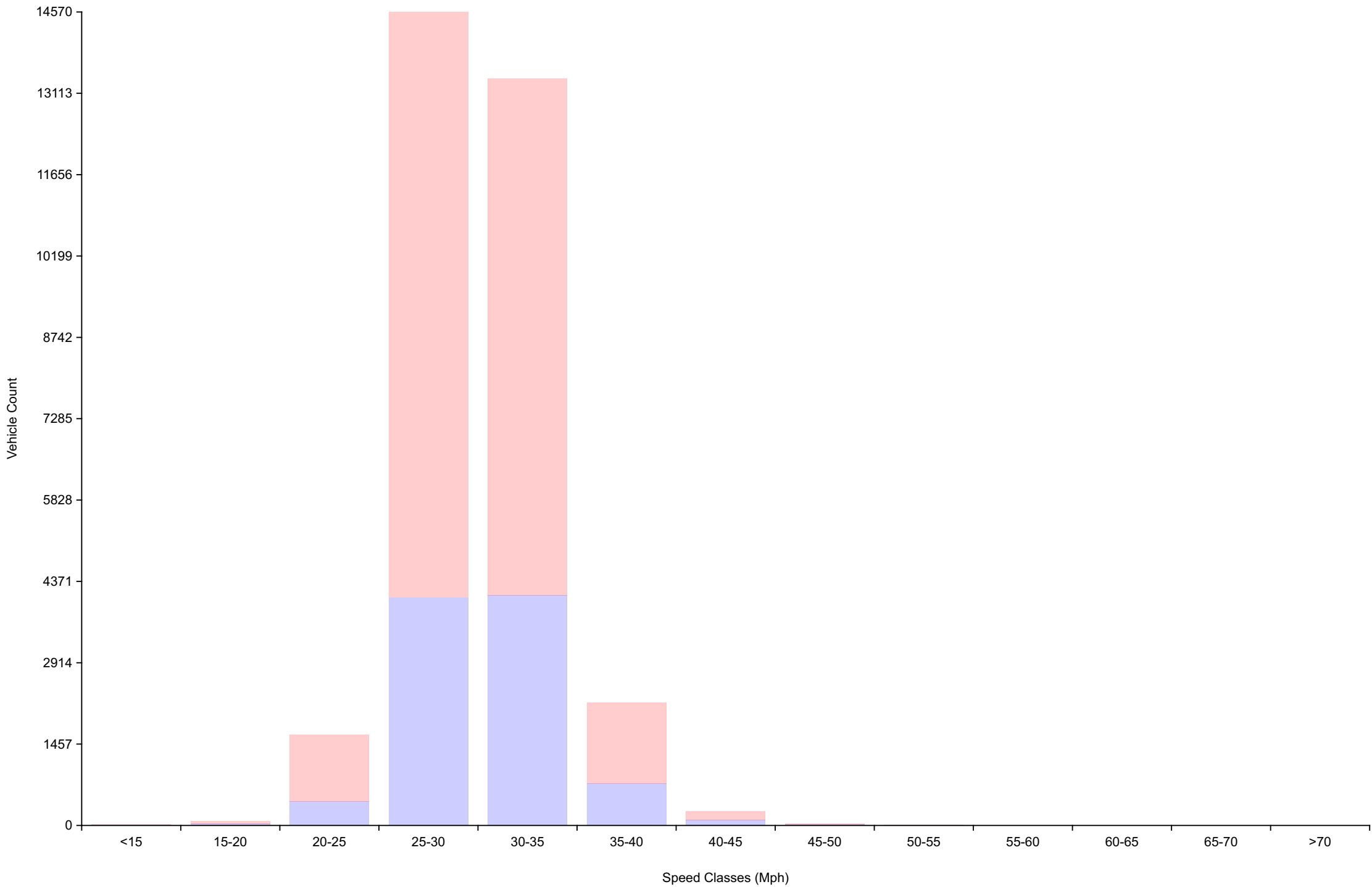
# Vehicle Counts By Hour

Traffic Overview from Wed Jan 8 2020 to Wed Jan 22 2020  
(60 Minute Resolution)



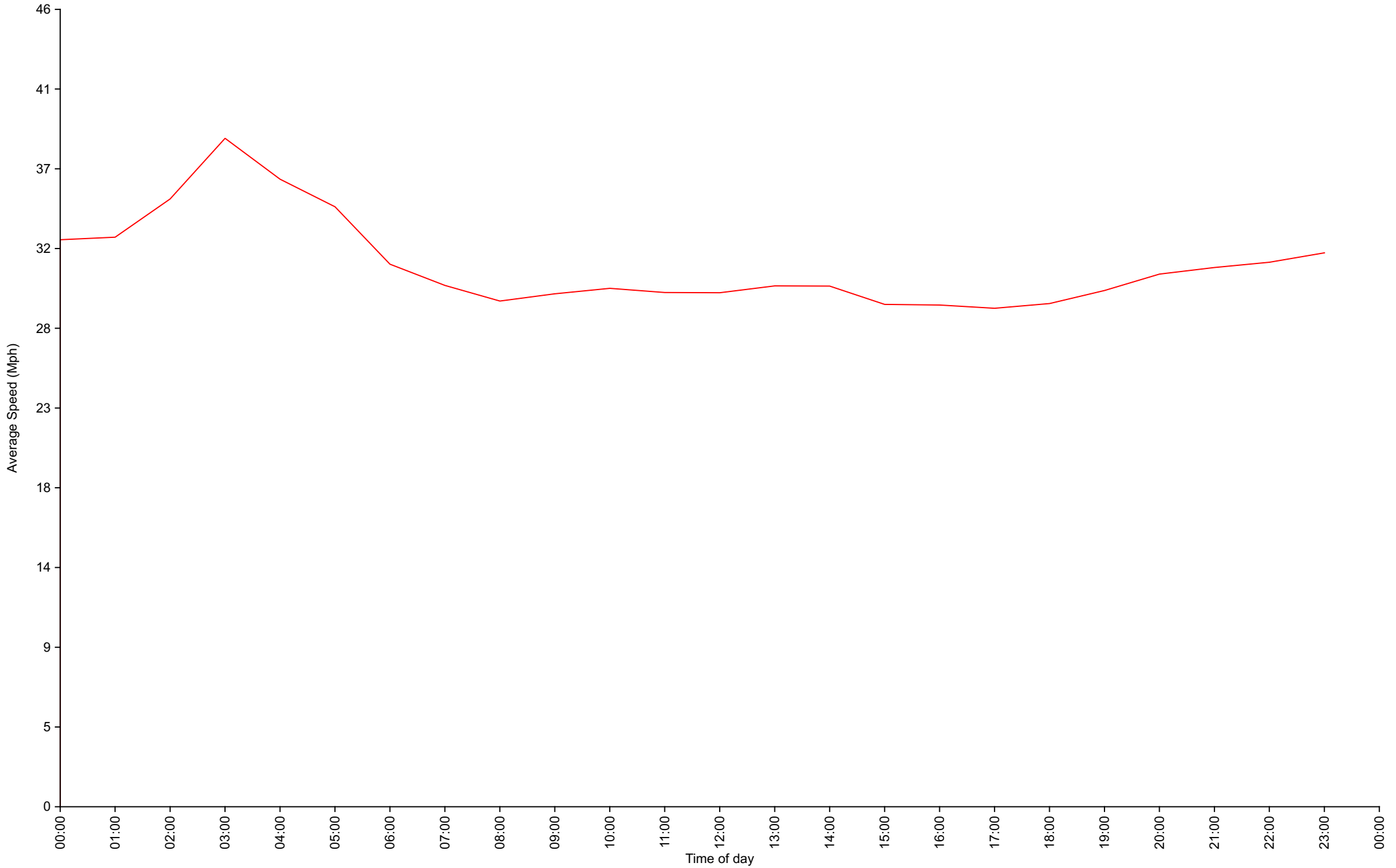
# Vehicle Counts By Speed Class

## Traffic Overview from Wed Jan 8 2020 to Wed Jan 22 2020



# Average Speed By Hour

Traffic Overview from Wed Jan 8 2020 to Wed Jan 22 2020  
(60 Minute Resolution)



# Cumulative Speed Distribution Curve

Traffic Overview from Wed Jan 8 2020 to Wed Jan 22 2020

