

# Traffic Report - Portsmouth Lane (3-17Jan20)

Lindfield Parish Council

Traffic Overview from Fri Jan 3 2020 to Fri Jan 17 2020

## Vehicle Speed Classes (Mph)

	<15	15 20	20 25	25 30	30 35	35 40	40 45	45 50	50 55	55 60	60 65	65 70	>70	Total	85th Percentile
00:00	0	1	3	18	46	29	5	2	<b>1</b>	0	0	0	0	105	37.1
01:00	0	1	1	8	12	18	6	2	0	0	0	0	0	48	39.5
02:00	0	0	0	7	9	11	4	0	0	0	0	0	0	31	37.7
03:00	0	0	0	2	13	4	9	2	1	0	0	0	0	31	<b>43.2</b>
04:00	0	1	2	12	15	11	5	0	0	0	0	0	0	46	38.5
05:00	0	1	10	42	82	49	<b>15</b>	1	0	0	0	0	0	200	36.9
06:00	0	6	14	151	233	60	5	0	0	0	0	0	0	469	33.9
07:00	<b>8</b>	13	120	770	498	105	5	2	0	0	0	0	0	1521	32.2
08:00	4	27	<b>235</b>	<b>1223</b>	793	136	14	1	0	0	0	0	0	<b>2433</b>	32.2
09:00	3	32	179	822	751	154	7	1	0	0	0	0	0	1949	32.8
10:00	3	29	149	798	708	155	14	<b>3</b>	0	0	0	0	0	1859	32.9
11:00	2	<b>38</b>	139	828	<b>841</b>	<b>168</b>	11	0	0	0	0	0	0	2027	32.8
12:00	2	21	166	816	863	<b>208</b>	12	<b>2</b>	<b>1</b>	0	0	0	0	2091	33.2
13:00	0	28	129	857	<b>903</b>	181	<b>15</b>	0	0	0	0	0	0	2113	33.0
14:00	1	23	153	951	902	203	10	0	0	0	0	0	0	2243	33.1
15:00	<b>6</b>	19	195	980	873	187	12	2	0	0	0	0	0	2274	32.8
16:00	2	19	235	1227	789	122	9	0	0	0	0	0	0	2403	31.9
17:00	2	<b>32</b>	<b>473</b>	<b>1368</b>	617	108	12	0	1	0	0	0	0	<b>2613</b>	31.0
18:00	1	22	274	987	528	112	12	0	0	0	0	0	0	1936	31.8
19:00	1	13	141	611	422	85	15	2	0	0	0	0	0	1290	32.5
20:00	0	6	59	314	300	75	8	1	1	0	0	0	0	764	33.5
21:00	0	8	49	214	178	63	6	2	0	0	0	0	0	520	33.7
22:00	1	2	24	121	121	36	4	2	0	0	0	0	0	311	33.8
23:00	0	2	14	65	97	19	3	1	0	0	0	0	0	201	<b>33.6</b>
AM Total	20	149	852	<b>4681</b>	4001	900	100	14	2	0	0	0	0		
PM Total	16	195	1912	<b>8511</b>	6593	1399	118	12	3	0	0	0	0		
Total	36	344	2764	<b>13192</b>	10594	2299	218	26	5	0	0	0	0		
Percent	0.12%	1.17%	9.38%	<b>44.75%</b>	35.94%	7.80%	0.74%	0.09%	0.02%	0.00%	0.00%	0.00%	0.00%		

Total Vehicles : 29478

30th Percentile : 26.7 MPH

50th Percentile : 28.6 MPH

85th Percentile : 32.7 MPH

95th Percentile : 35.4 MPH

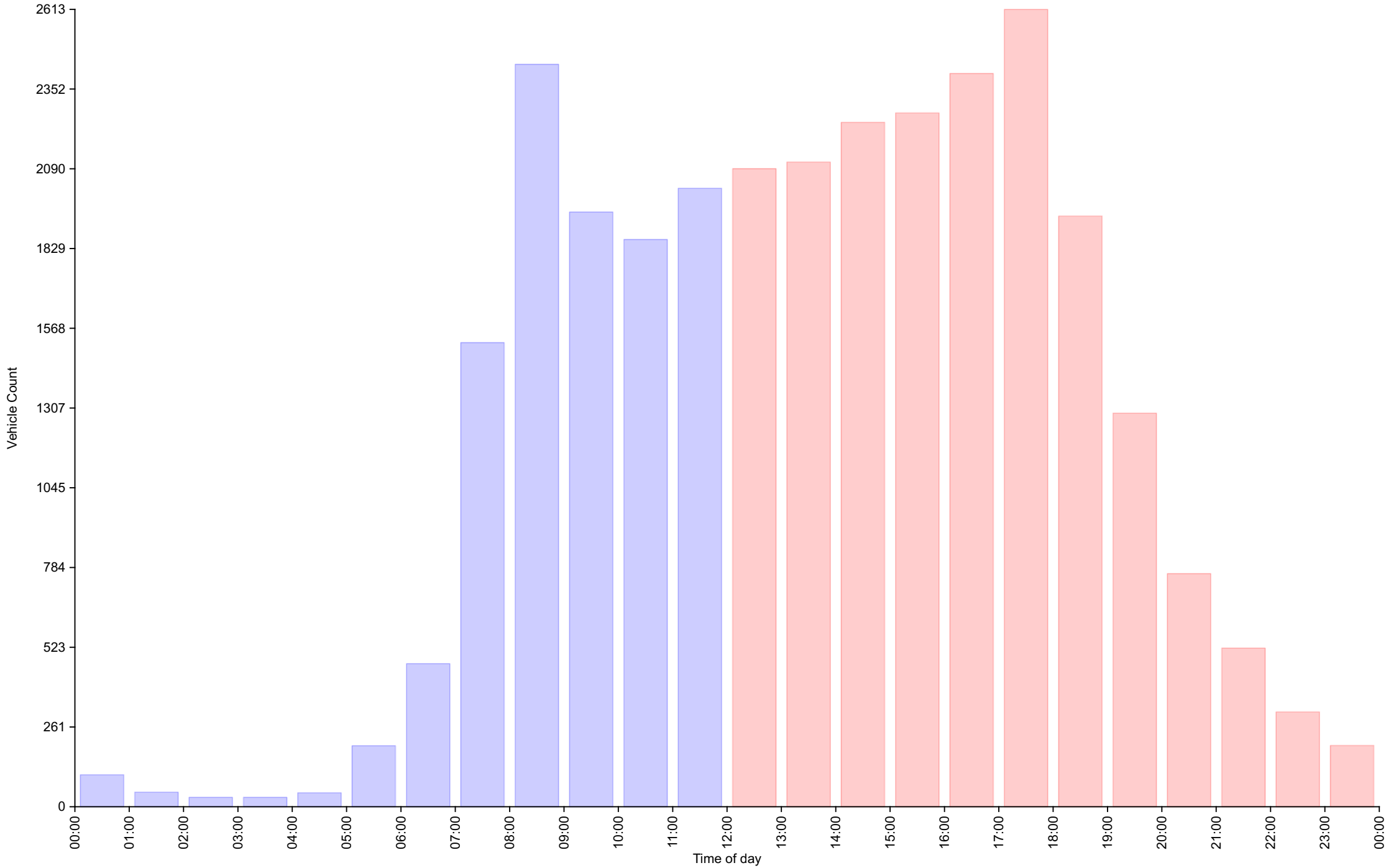
Average Speed : 29.2 MPH

Highest Speed : 53.6 MPH

Total Over Speed Limit : 44.6 % (13142 / 29478)

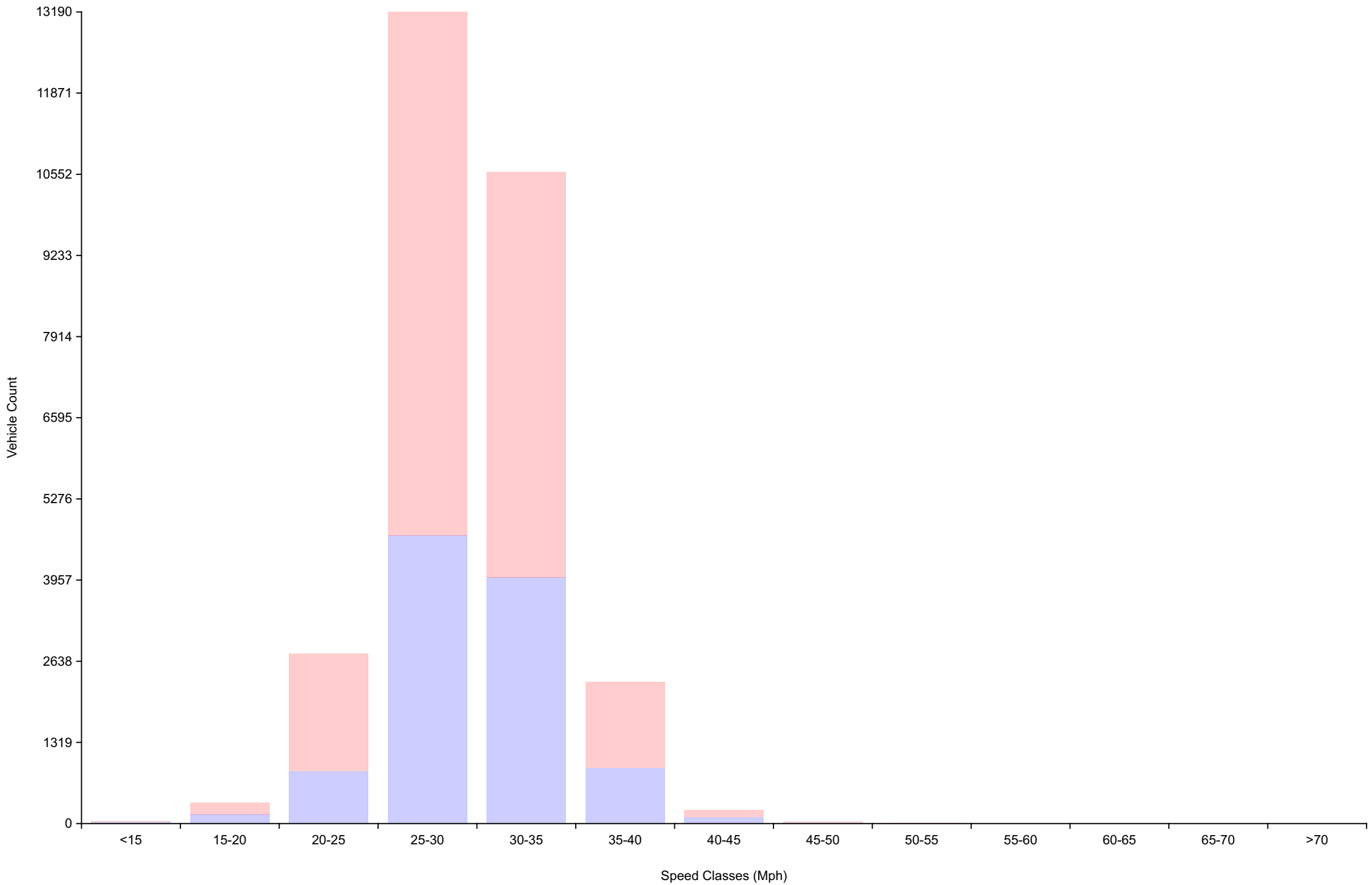
# Vehicle Counts By Hour

Traffic Overview from Fri Jan 3 2020 to Fri Jan 17 2020  
(60 Minute Resolution)



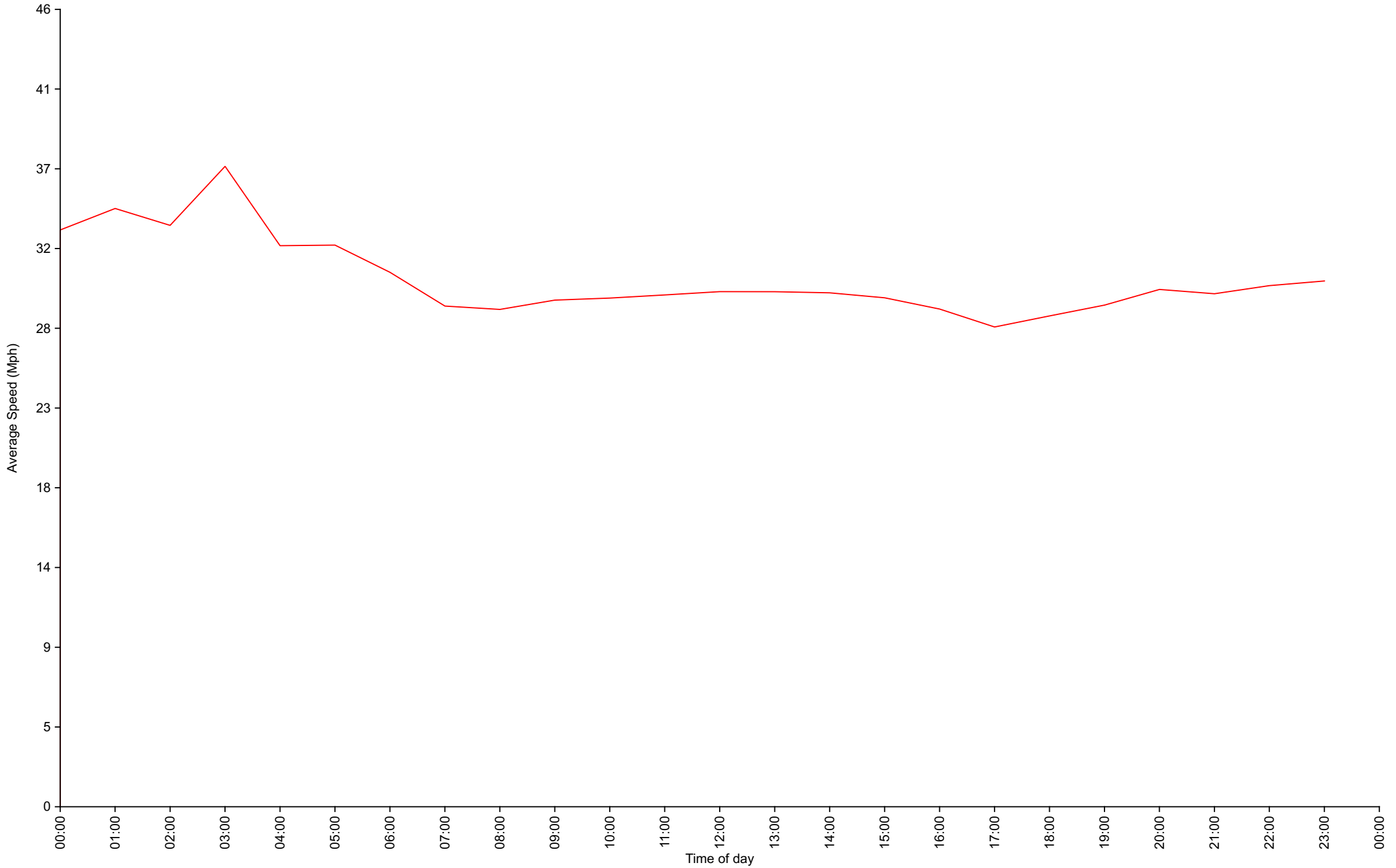
# Vehicle Counts By Speed Class

## Traffic Overview from Fri Jan 3 2020 to Fri Jan 17 2020



# Average Speed By Hour

Traffic Overview from Fri Jan 3 2020 to Fri Jan 17 2020  
(60 Minute Resolution)



# Cumulative Speed Distribution Curve

## Traffic Overview from Fri Jan 3 2020 to Fri Jan 17 2020

