

Traffic Report - High Beech Lane (5-20 Dec 2019)

Lindfield Parish Council

Traffic Overview from Thu Dec 5 2019 to Thu Dec 19 2019

Vehicle Speed Classes (Mph)

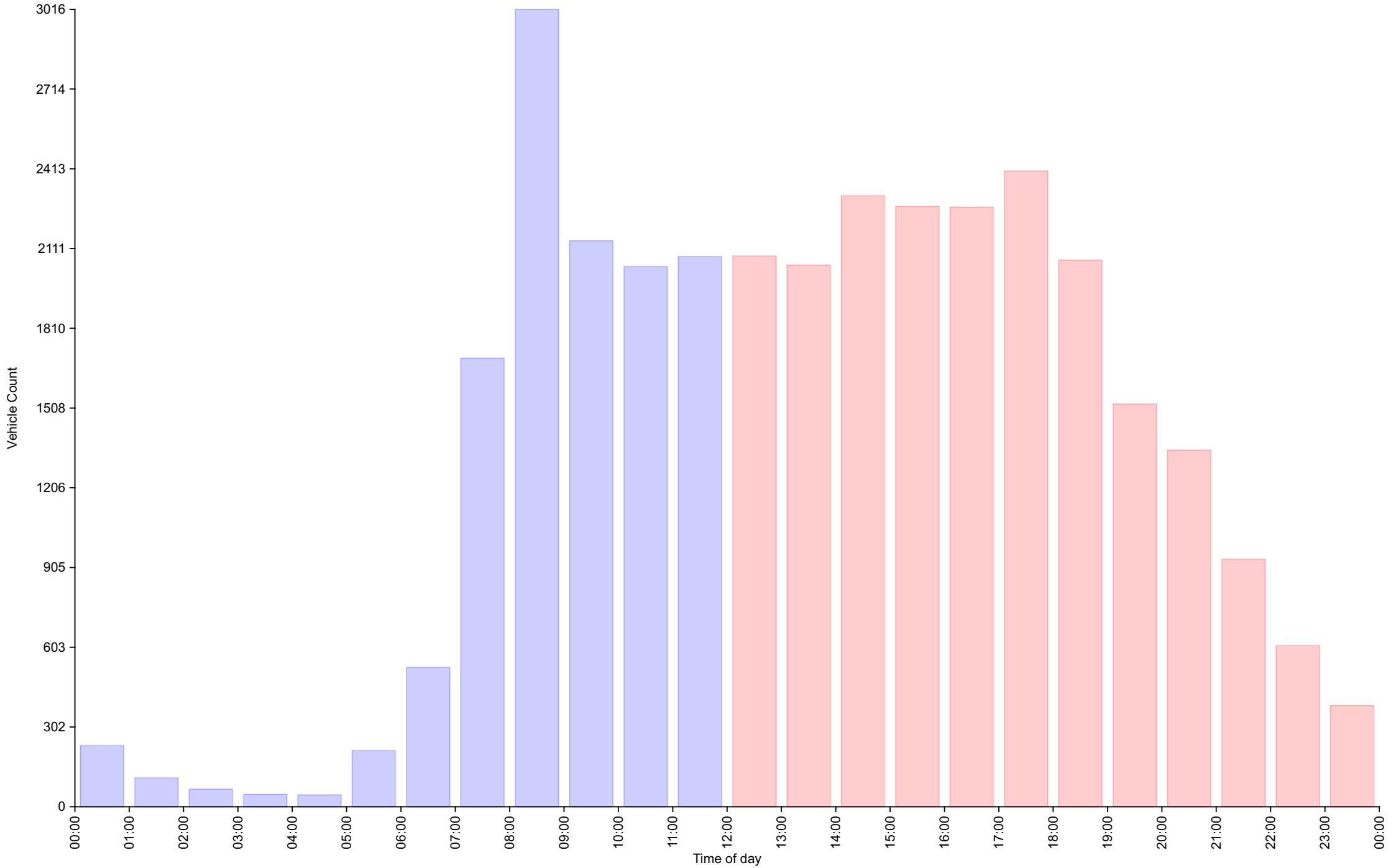
	<15	15 20	20 25	25 30	30 35	35 40	40 45	45 50	50 55	55 60	60 65	65 70	>70	Total	85th Percentile
00:00	0	0	9	70	100	44	8	1	0	0	0	0	0	232	35.4
01:00	0	2	3	19	51	27	7	1	0	0	0	0	0	110	36.9
02:00	0	0	2	15	22	22	3	3	0	0	0	0	0	67	37.2
03:00	0	0	0	5	18	15	6	3	0	0	0	0	0	47	40.5
04:00	0	0	2	10	19	13	1	0	0	0	0	0	0	45	36.6
05:00	0	2	11	63	84	47	6	0	0	0	0	0	0	213	35.9
06:00	0	2	18	210	233	63	2	0	0	0	0	0	0	528	33.5
07:00	1	14	94	845	633	100	10	0	0	0	0	0	0	1697	32.2
08:00	1	23	216	1403	1159	195	19	0	0	0	0	0	0	3016	32.4
09:00	4	33	144	830	909	209	11	1	0	0	0	0	0	2141	33.3
10:00	2	42	144	801	858	180	16	1	0	0	0	0	0	2044	33.2
11:00	3	27	146	788	915	186	16	0	0	0	0	0	0	2081	33.2
12:00	0	30	177	735	944	181	17	0	0	0	0	0	0	2084	33.2
13:00	2	25	151	748	908	200	15	0	0	0	0	0	0	2049	33.3
14:00	1	41	212	907	938	200	12	1	0	0	0	0	0	2312	33.0
15:00	1	26	152	1027	888	167	10	0	0	0	0	0	0	2271	32.6
16:00	2	34	244	1201	675	105	6	1	0	0	0	0	0	2268	31.5
17:00	2	44	354	1317	606	81	1	0	0	0	0	0	0	2405	30.8
18:00	2	19	231	1116	611	84	4	1	0	0	0	0	0	2068	31.4
19:00	1	20	156	761	506	78	2	0	0	0	0	0	0	1524	32.0
20:00	0	10	136	654	459	81	9	0	0	0	0	0	0	1349	32.1
21:00	0	10	115	424	315	66	7	0	0	0	0	0	0	937	32.5
22:00	1	10	59	269	206	55	10	0	0	0	0	0	0	610	32.9
23:00	0	4	42	156	140	39	2	0	0	0	0	0	0	383	32.9
AM Total	11	145	789	5059	5001	1101	105	10	0	0	0	0	0		
PM Total	12	273	2029	9315	7196	1337	95	3	0	0	0	0	0		
Total	23	418	2818	14374	12197	2438	200	13	0	0	0	0	0		
Percent	0.07%	1.29%	8.68%	44.25%	37.55%	7.51%	0.62%	0.04%	0.00%	0.00%	0.00%	0.00%	0.00%		

Time of day

Total Vehicles : 32481
 30th Percentile : 26.9 MPH
 50th Percentile : 28.7 MPH
 85th Percentile : 32.7 MPH
 95th Percentile : 35.3 MPH
 Average Speed : 29.2 MPH
 Highest Speed : 47.5 MPH
 Total Over Speed Limit : 45.7 % (14848 / 32481)

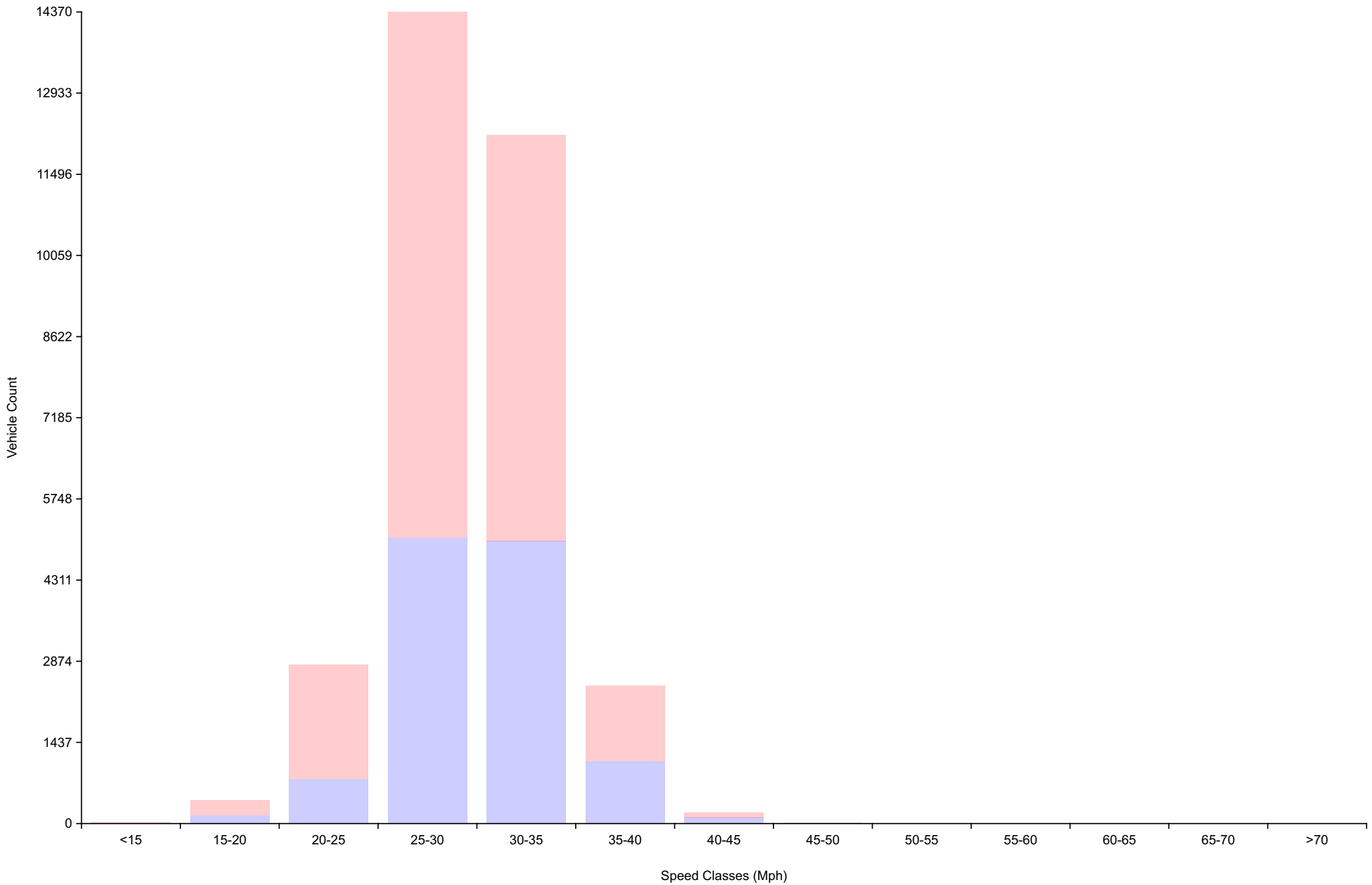
Vehicle Counts By Hour

Traffic Overview from Thu Dec 5 2019 to Thu Dec 19 2019
(60 Minute Resolution)



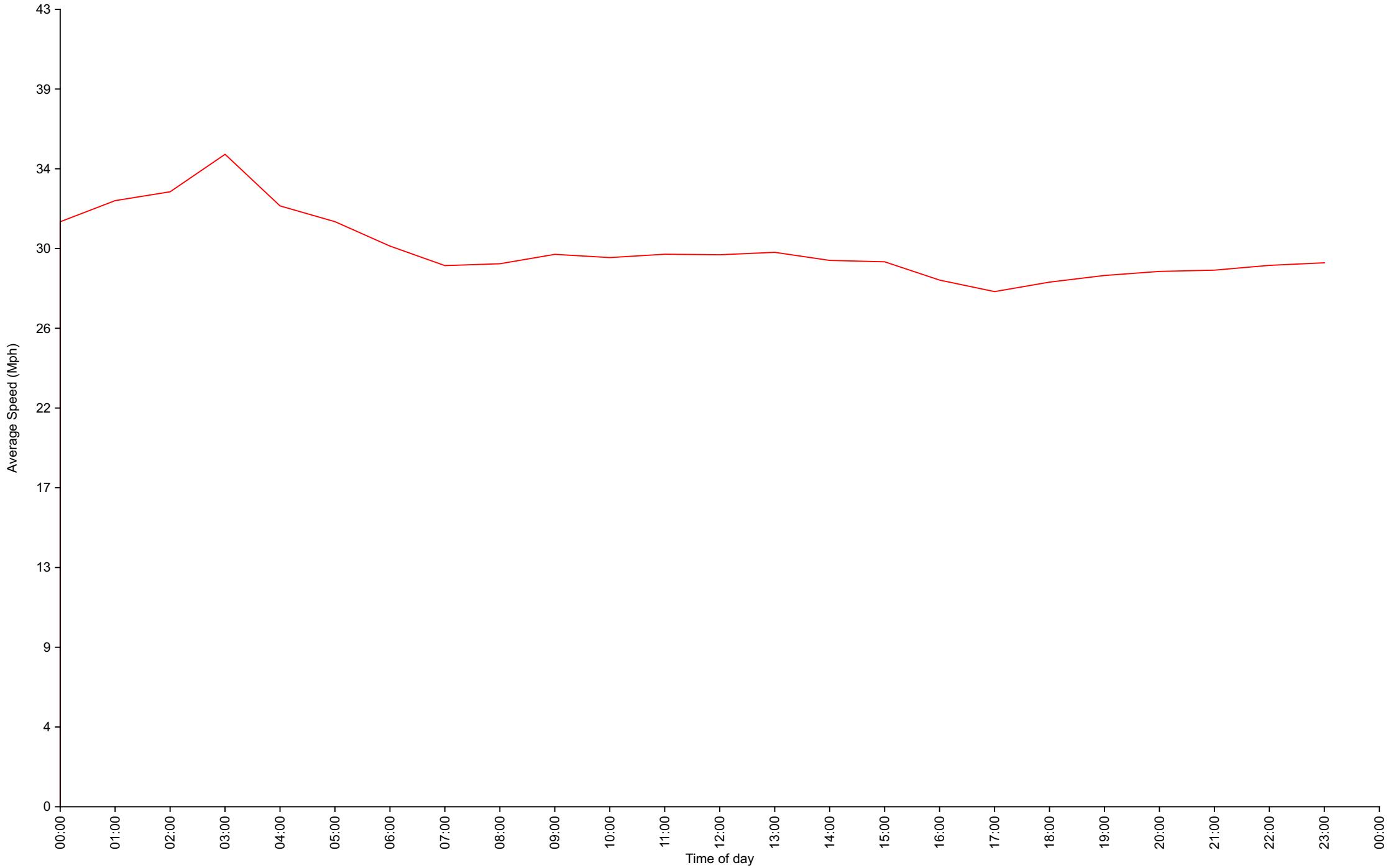
Vehicle Counts By Speed Class

Traffic Overview from Thu Dec 5 2019 to Thu Dec 19 2019



Average Speed By Hour

Traffic Overview from Thu Dec 5 2019 to Thu Dec 19 2019
(60 Minute Resolution)



Cumulative Speed Distribution Curve

Traffic Overview from Thu Dec 5 2019 to Thu Dec 19 2019

