

# Traffic Report - SID1 Hickmans Lane - SE Bound (11Dec19)

Lindfield Parish Council

Traffic Overview from Wed Nov 27 2019 to Wed Dec 11 2019

## Vehicle Speed Classes (Mph)

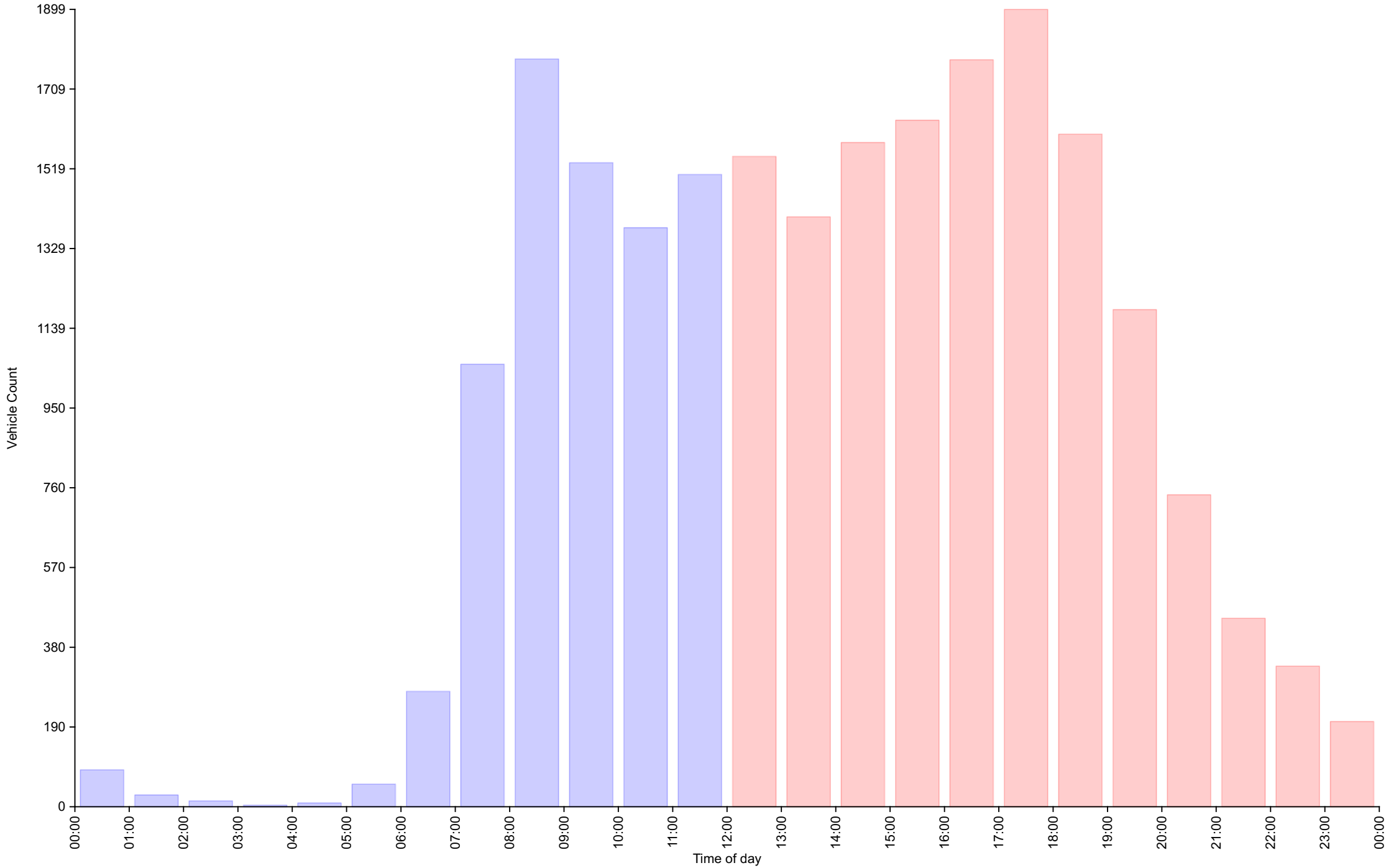
	<15	15 20	20 25	25 30	30 35	35 40	40 45	45 50	50 55	55 60	60 65	65 70	>70	Total	85th Percentile
00:00	0	2	6	26	29	13	9	3	0	0	0	0	0	88	36.9
01:00	0	0	0	10	12	3	3	0	0	0	0	0	0	28	36.8
02:00	0	0	1	4	3	4	2	0	0	0	0	0	0	14	38.8
03:00	0	0	0	1	0	1	2	0	0	0	0	0	0	4	42.2
04:00	0	2	0	2	0	3	1	1	0	0	0	0	0	9	41.3
05:00	0	0	9	16	14	7	4	4	0	0	0	0	0	54	39.0
06:00	0	5	36	67	85	59	17	6	0	0	0	0	0	275	37.1
07:00	2	25	149	419	326	114	18	0	1	0	0	0	0	1054	33.5
08:00	2	52	364	749	509	97	7	1	0	0	0	0	0	1781	31.8
09:00	7	52	295	645	427	95	11	2	0	0	0	0	0	1534	32.1
10:00	8	52	240	547	422	94	14	2	0	0	0	0	0	1379	32.3
11:00	2	55	303	648	404	85	9	0	0	0	0	0	0	1506	31.7
12:00	4	57	275	634	450	107	20	2	0	0	0	0	0	1549	32.4
13:00	2	31	217	566	451	121	13	4	0	0	0	0	0	1405	33.0
14:00	4	47	273	637	486	117	17	1	0	0	0	0	0	1582	32.6
15:00	3	54	300	709	473	84	12	0	0	0	0	0	0	1635	31.7
16:00	7	81	394	786	417	81	10	3	0	0	0	0	0	1779	31.1
17:00	3	55	404	901	438	81	12	5	0	0	0	0	0	1899	31.2
18:00	2	37	296	731	429	83	22	2	0	0	0	0	0	1602	31.7
19:00	3	33	210	503	333	81	16	4	1	0	0	0	0	1184	32.3
20:00	0	18	104	304	213	82	17	4	1	0	0	0	0	743	33.7
21:00	0	9	60	167	144	50	12	4	1	1	1	0	0	449	34.2
22:00	0	12	37	137	104	33	10	1	0	1	0	0	0	335	33.6
23:00	0	2	28	68	73	23	7	1	0	0	1	0	0	203	34.3
AM Total	21	245	1403	3134	2231	575	97	19	1	0	0	0	0		
PM Total	28	436	2598	6143	4011	943	168	31	3	2	2	0	0		
Total	49	681	4001	9277	6242	1518	265	50	4	2	2	0	0		
Percent	0.22%	3.08%	18.11%	41.99%	28.26%	6.87%	1.20%	0.23%	0.02%	0.01%	0.01%	0.00%	0.00%		

Time of day

Total Vehicles : 22091  
 30th Percentile : 25.3 MPH  
 50th Percentile : 27.7 MPH  
 85th Percentile : 32.3 MPH  
 95th Percentile : 35.7 MPH  
 Average Speed : 28.2 MPH  
 Highest Speed : 64.3 MPH  
 Total Over Speed Limit : 36.6 % (8083 / 22091)

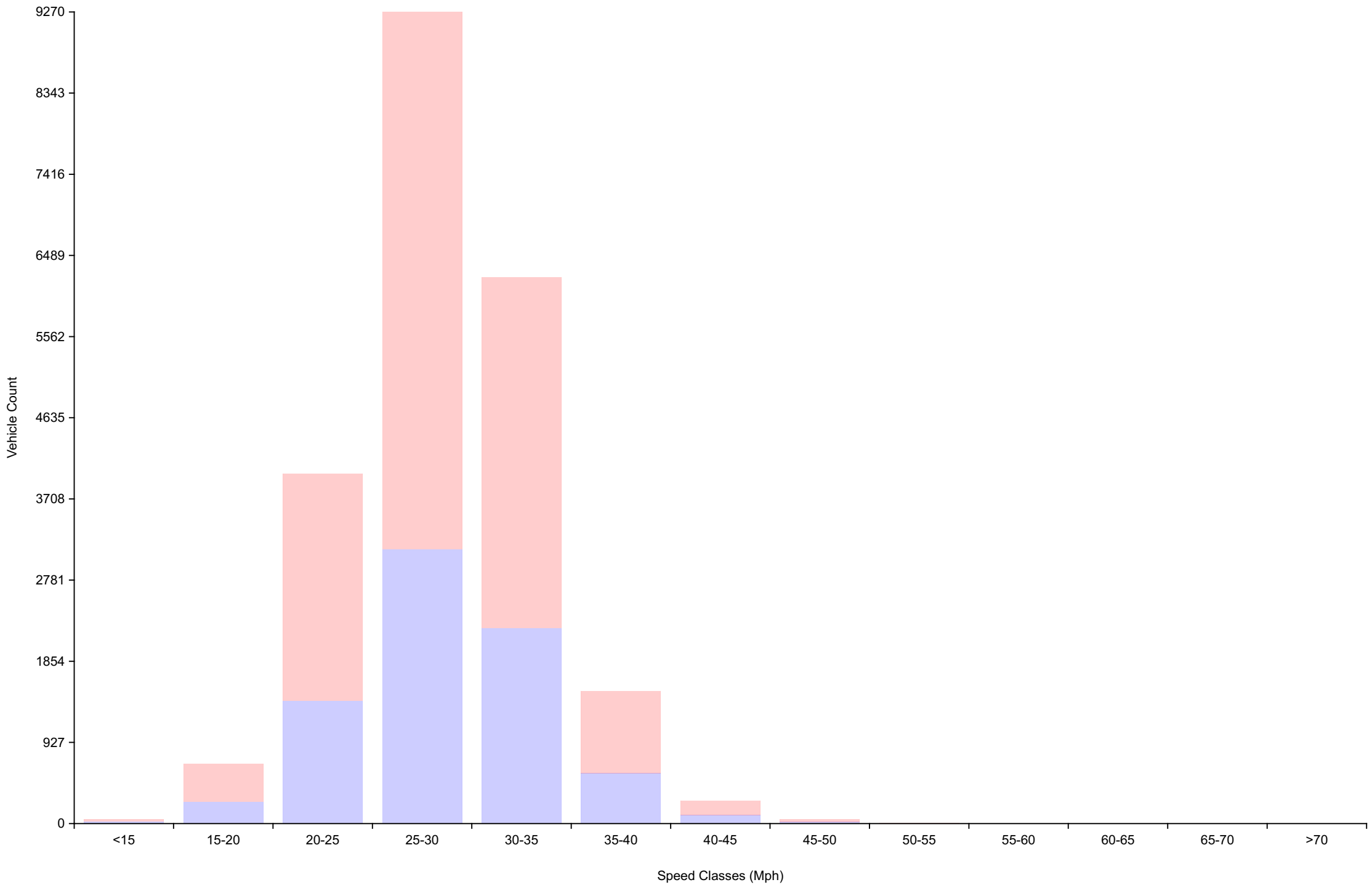
# Vehicle Counts By Hour

Traffic Overview from Wed Nov 27 2019 to Wed Dec 11 2019  
(60 Minute Resolution)



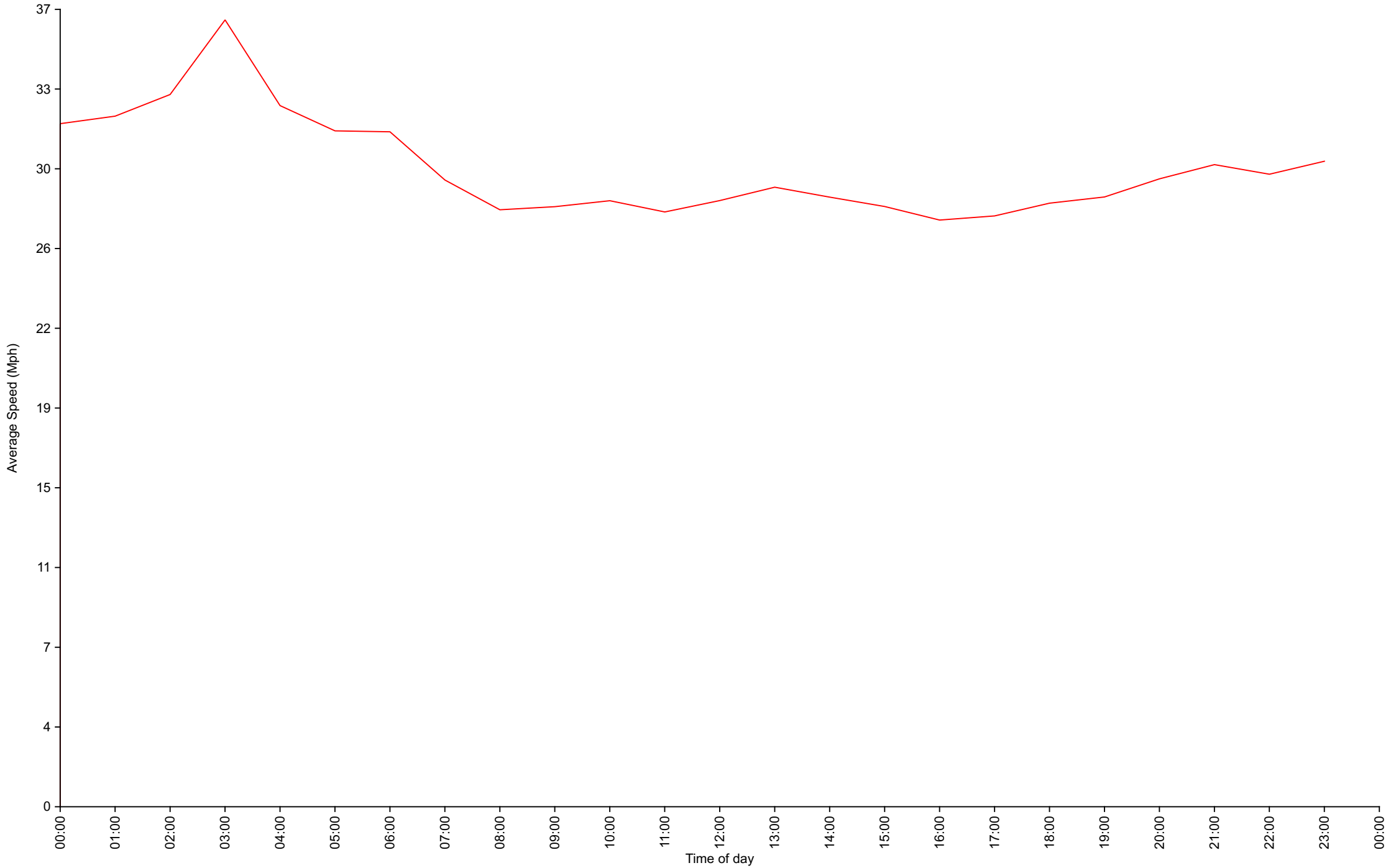
# Vehicle Counts By Speed Class

## Traffic Overview from Wed Nov 27 2019 to Wed Dec 11 2019



# Average Speed By Hour

Traffic Overview from Wed Nov 27 2019 to Wed Dec 11 2019  
(60 Minute Resolution)



# Cumulative Speed Distribution Curve

Traffic Overview from Wed Nov 27 2019 to Wed Dec 11 2019

