

Traffic Report
 Lindfield Parish Council
 Traffic Overview from Wed Nov 20 2019 to Wed Dec 4 2019

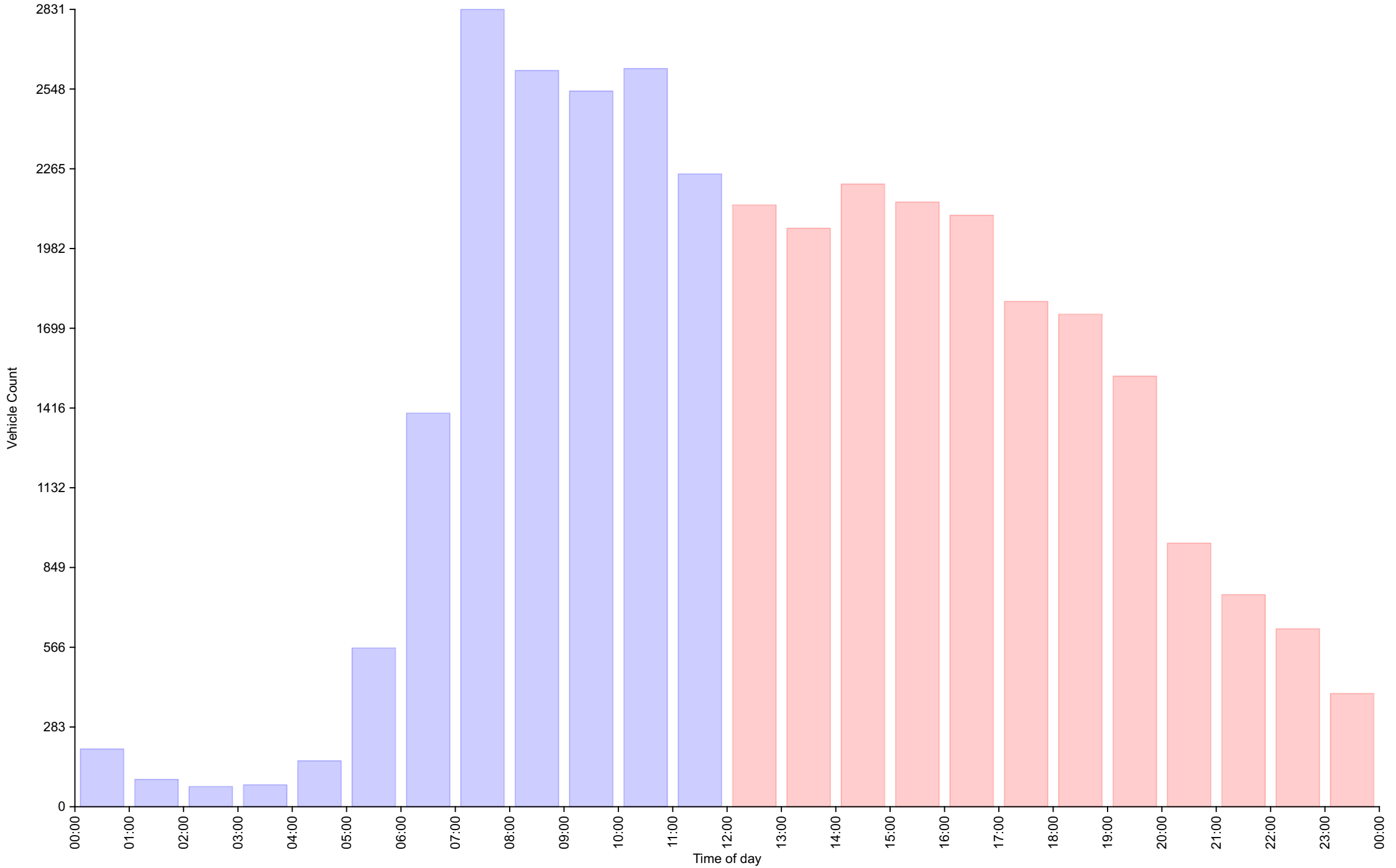
Vehicle Speed Classes (Mph)

	<15	15 20	20 25	25 30	30 35	35 40	40 45	45 50	50 55	55 60	60 65	65 70	>70	Total	85th Percentile
00:00	0	1	10	46	75	34	25	11	0	2	1	0	0	205	40.4
01:00	0	1	4	22	31	14	14	11	0	0	0	0	0	97	41.9
02:00	1	0	3	9	25	17	6	4	5	1	1	0	0	72	43.2
03:00	0	0	2	19	22	14	9	5	6	1	0	0	0	78	44.3
04:00	0	0	10	24	38	31	36	22	2	0	0	0	0	163	43.9
05:00	0	0	27	97	139	120	107	53	17	3	1	0	0	564	43.5
06:00	0	1	98	360	412	310	165	45	4	3	0	0	0	1398	39.2
07:00	4	46	353	1075	902	350	82	14	4	1	0	0	0	2831	34.3
08:00	21	133	526	1044	627	214	43	3	3	0	0	0	0	2614	32.7
09:00	17	93	429	1013	663	268	50	6	2	0	0	0	0	2541	33.4
10:00	36	173	536	922	671	234	42	7	0	0	0	0	0	2621	33.0
11:00	18	110	467	879	549	172	47	5	0	0	0	0	0	2247	32.7
12:00	16	88	405	894	535	165	32	1	1	0	0	0	0	2137	32.6
13:00	18	90	393	808	546	153	42	3	1	0	0	0	0	2054	32.6
14:00	14	77	444	948	554	146	20	8	0	0	0	0	0	2211	32.1
15:00	17	137	485	802	509	162	28	7	0	0	0	0	0	2147	32.6
16:00	11	102	493	883	470	117	24	0	0	0	0	0	0	2100	31.4
17:00	4	70	451	724	417	108	18	2	0	0	0	0	0	1794	31.9
18:00	4	52	362	759	447	107	15	3	0	0	0	0	0	1749	31.8
19:00	1	34	305	615	395	134	36	9	0	0	0	0	0	1529	33.2
20:00	0	8	160	362	250	107	41	7	0	1	0	0	0	936	34.5
21:00	0	9	90	265	231	115	29	9	3	2	0	0	0	753	35.8
22:00	0	6	82	205	209	91	30	9	0	0	0	0	0	632	35.4
23:00	0	3	29	124	127	75	34	8	2	0	0	0	0	402	38.0
AM Total	97	558	2465	5510	4154	1778	626	186	43	11	3	0	0		
PM Total	85	676	3699	7389	4690	1480	349	66	7	3	0	0	0		
Total	182	1234	6164	12899	8844	3258	975	252	50	14	3	0	0		
Percent	0.54%	3.64%	18.20%	38.08%	26.11%	9.62%	2.88%	0.74%	0.15%	0.04%	0.01%	0.00%	0.00%		

Total Vehicles : 33875
 30th Percentile : 25.2 MPH
 50th Percentile : 27.8 MPH
 85th Percentile : 33.6 MPH
 95th Percentile : 38.1 MPH
 Average Speed : 28.6 MPH
 Highest Speed : 62.4 MPH
 Total Over Speed Limit : 39.5 % (13396 / 33875)

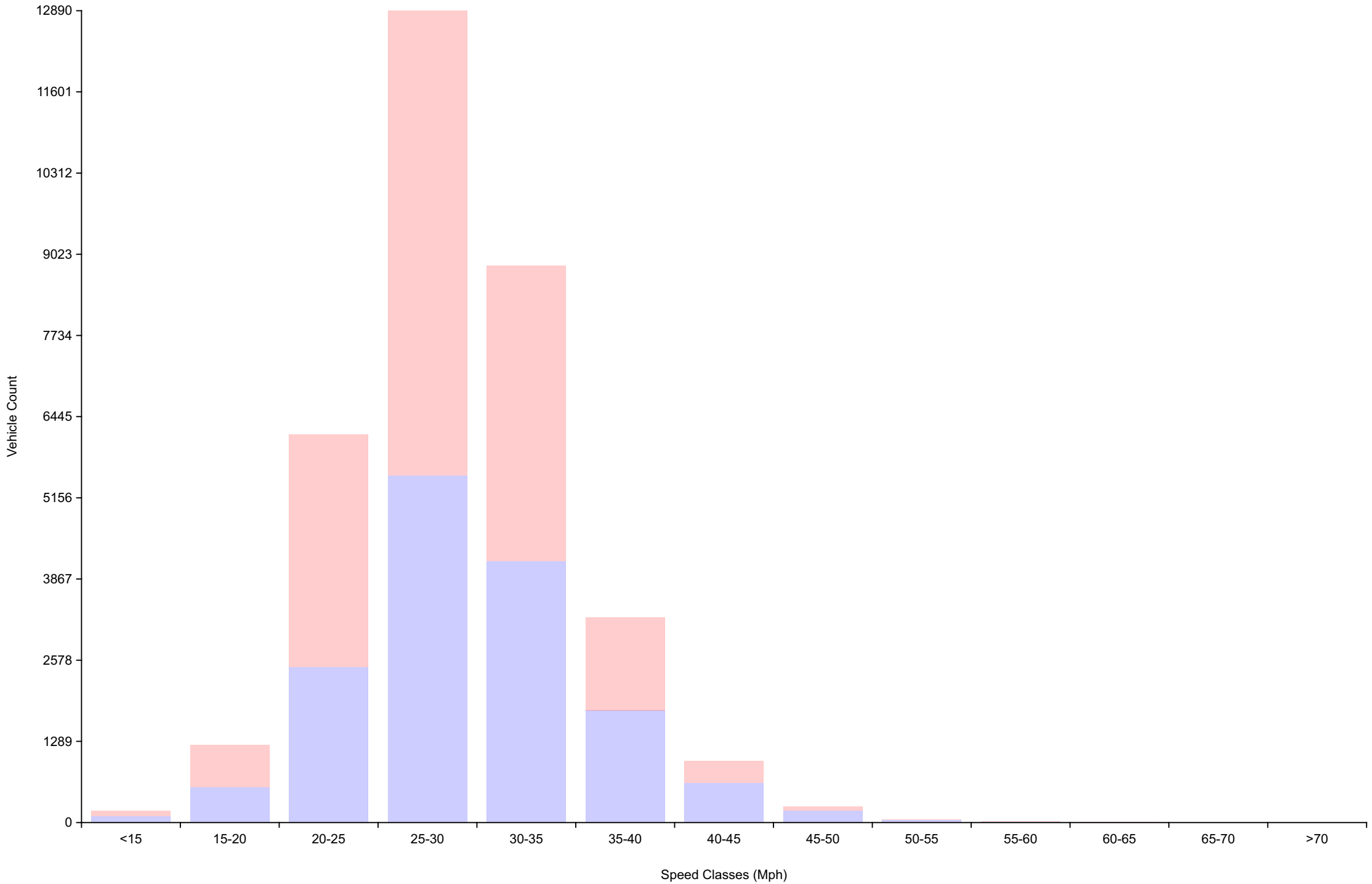
Vehicle Counts By Hour

Traffic Overview from Wed Nov 20 2019 to Wed Dec 4 2019
(60 Minute Resolution)



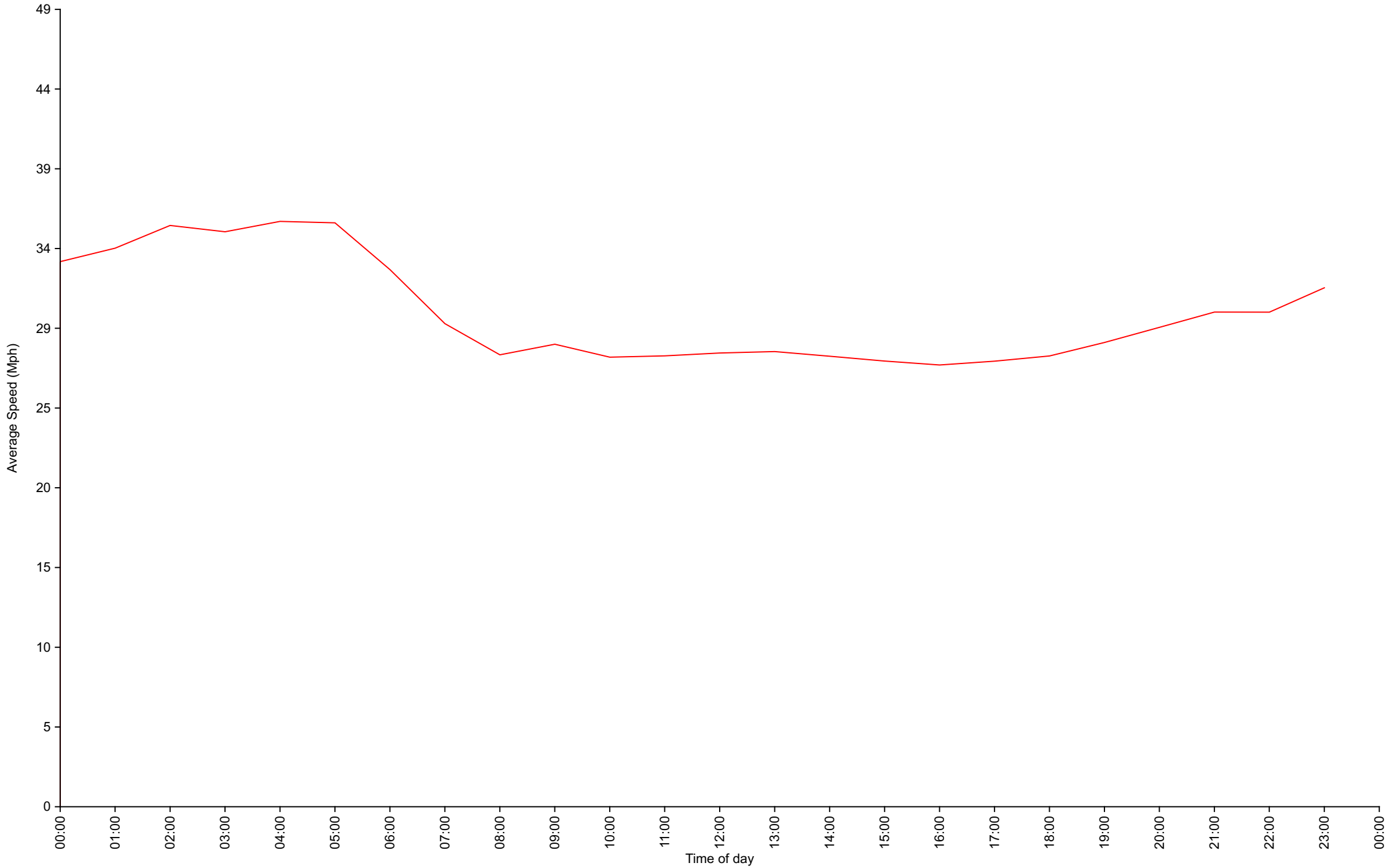
Vehicle Counts By Speed Class

Traffic Overview from Wed Nov 20 2019 to Wed Dec 4 2019



Average Speed By Hour

Traffic Overview from Wed Nov 20 2019 to Wed Dec 4 2019
(60 Minute Resolution)



Cumulative Speed Distribution Curve

Traffic Overview from Wed Nov 20 2019 to Wed Dec 4 2019

