

Traffic Report - Blackhill towards West Common

Lindfield Parish Council

Traffic Overview from Fri Aug 2 2019 to Fri Aug 16 2019

Vehicle Speed Classes (Mph)

	<15	15 20	20 25	25 30	30 35	35 40	40 45	45 50	50 55	55 60	60 65	65 70	>70	Total	85th Percentile
00:00	0	1	10	58	109	56	9	3	0	0	0	0	0	246	36.0
01:00	0	0	4	21	37	25	10	2	0	0	0	0	0	99	37.9
02:00	0	0	3	12	18	9	4	2	0	0	0	0	0	48	38.4
03:00	0	0	7	16	29	17	12	1	2	0	0	0	0	84	39.6
04:00	0	0	4	11	35	22	14	2	1	1	0	0	0	90	39.6
05:00	0	0	12	98	182	104	49	18	1	4	1	0	0	469	39.2
06:00	1	1	16	296	725	401	74	18	2	0	0	0	0	1534	36.6
07:00	0	12	55	837	1608	541	111	14	2	0	0	0	0	3180	35.0
08:00	3	18	112	1274	1817	479	56	6	0	0	0	0	0	3765	33.9
09:00	3	25	182	1467	1712	361	42	5	2	0	0	0	0	3799	33.2
10:00	5	37	183	1621	1619	270	32	2	0	0	0	0	0	3769	32.5
11:00	2	27	174	1434	1507	259	25	4	1	0	0	0	0	3433	32.8
12:00	8	21	175	1307	1514	276	33	4	0	0	0	0	0	3338	32.8
13:00	9	30	159	1307	1563	252	49	9	0	0	0	0	0	3378	32.9
14:00	5	22	175	1326	1517	270	26	4	0	0	0	0	0	3345	32.7
15:00	4	16	164	1352	1525	289	33	4	1	0	0	0	0	3388	32.9
16:00	4	12	129	1347	1784	325	32	9	1	1	0	0	0	3644	33.1
17:00	4	10	109	1125	1536	381	55	4	0	1	0	0	0	3225	33.8
18:00	3	9	67	858	1415	371	46	3	3	1	0	0	0	2776	34.1
19:00	1	5	51	613	1078	331	63	7	0	0	0	0	0	2149	34.7
20:00	3	2	92	587	743	190	26	9	0	0	0	0	0	1652	33.8
21:00	0	7	96	442	448	101	25	2	0	2	0	0	0	1123	33.4
22:00	1	8	60	335	355	82	12	1	0	1	0	0	0	855	33.2
23:00	0	1	30	176	260	76	12	2	0	0	0	0	0	557	34.2
AM Total	14	121	762	7145	9398	2544	438	77	11	5	1	0	0		
PM Total	42	143	1307	10775	13738	2944	412	58	5	6	0	0	0		
Total	56	264	2069	17920	23136	5488	850	135	16	11	1	0	0		
Percent	0.11%	0.53%	4.14%	35.88%	46.32%	10.99%	1.70%	0.27%	0.03%	0.02%	0.00%	0.00%	0.00%		

Total Vehicles : 49946

30th Percentile : 28.1 MPH

50th Percentile : 29.8 MPH

85th Percentile : 33.7 MPH

95th Percentile : 36.7 MPH

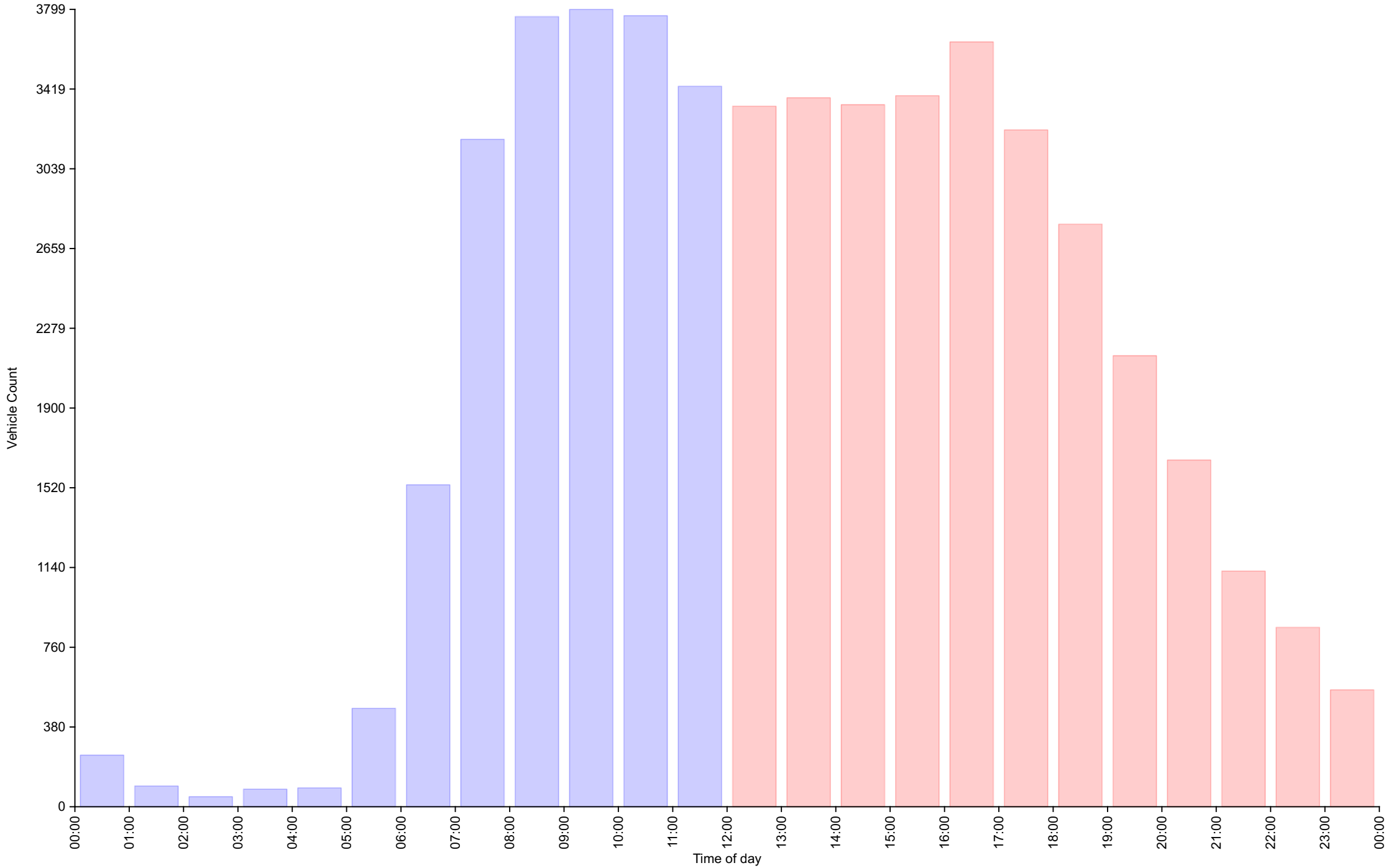
Average Speed : 30.5 MPH

Highest Speed : 60.3 MPH

Total Over Speed Limit : 59.3 % (29637 / 49946)

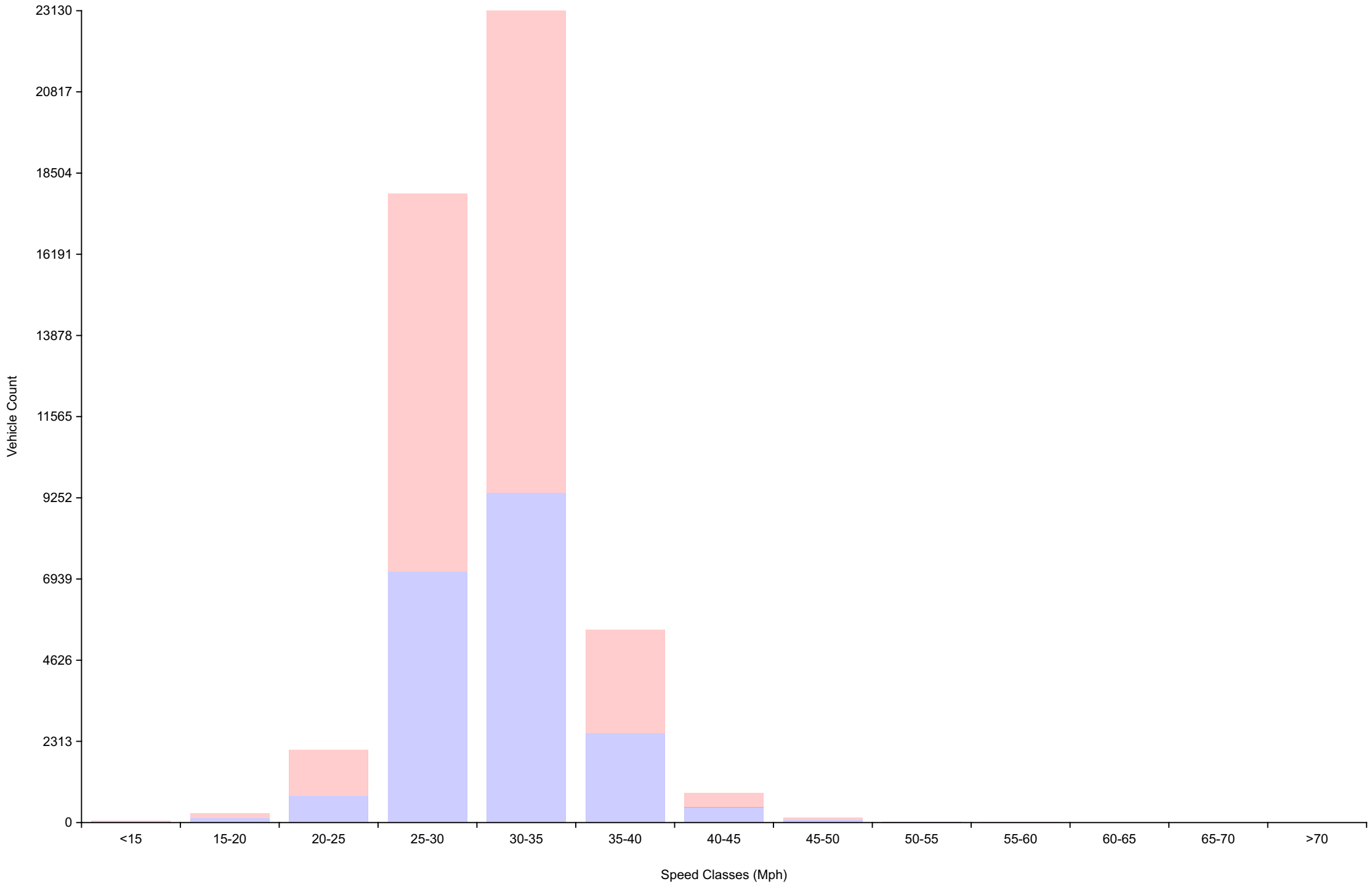
Vehicle Counts By Hour

Traffic Overview from Fri Aug 2 2019 to Fri Aug 16 2019
(60 Minute Resolution)



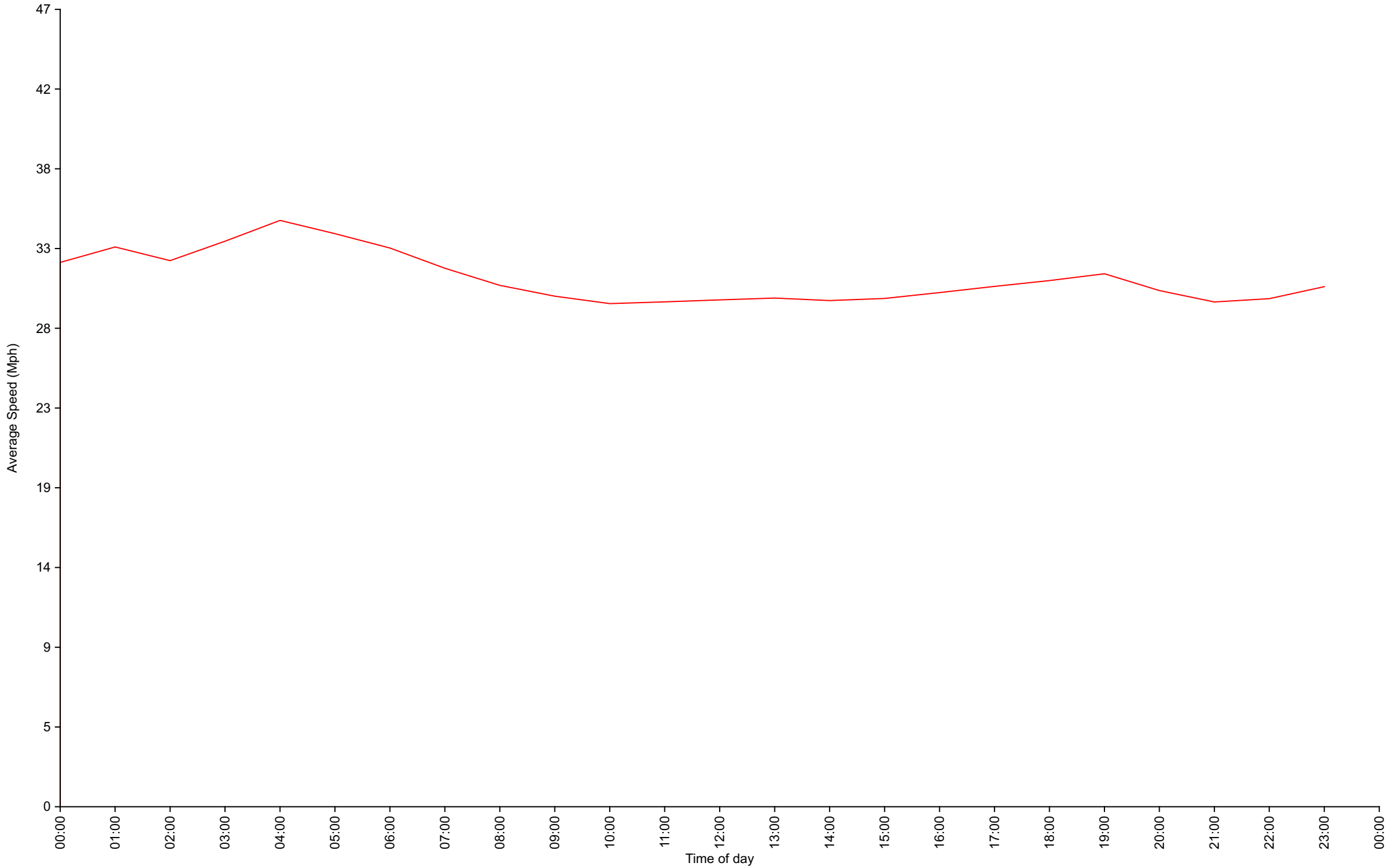
Vehicle Counts By Speed Class

Traffic Overview from Fri Aug 2 2019 to Fri Aug 16 2019



Average Speed By Hour

Traffic Overview from Fri Aug 2 2019 to Fri Aug 16 2019
(60 Minute Resolution)



Cumulative Speed Distribution Curve

Traffic Overview from Fri Aug 2 2019 to Fri Aug 16 2019

