

Traffic Report - Blackhill
Lindfield Parish Council
Traffic Overview from Fri Jun 14 2019 to Fri Jun 28 2019

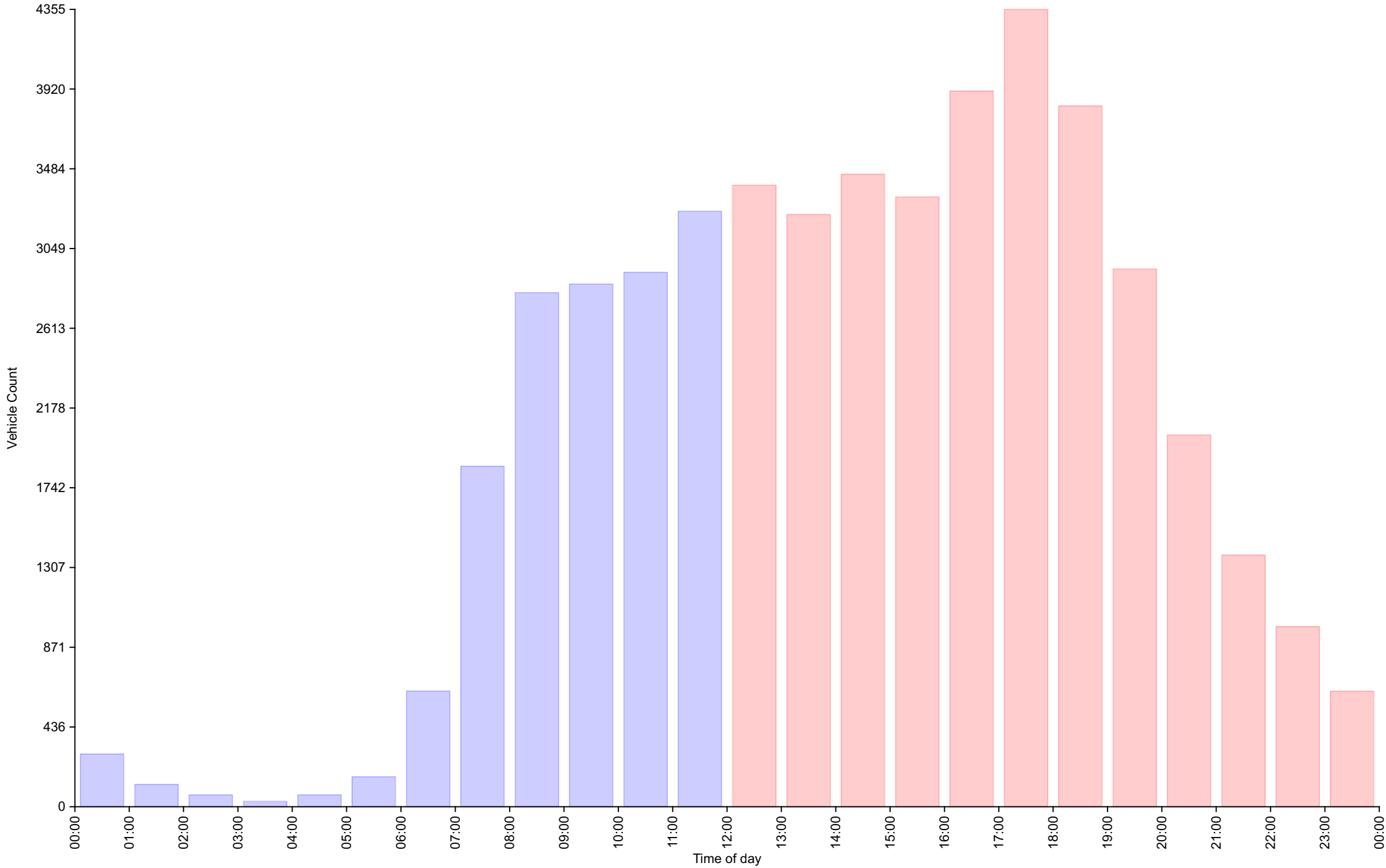
Vehicle Speed Classes (Mph)

	<15	15 20	20 25	25 30	30 35	35 40	40 45	45 50	50 55	55 60	60 65	65 70	>70	Total	85th Percentile
00:00	0	1	9	110	134	32	1	1	0	0	0	0	0	288	33.2
01:00	0	0	9	45	58	9	1	0	0	0	0	0	0	122	32.8
02:00	0	0	3	22	31	9	0	0	0	0	0	0	0	65	33.8
03:00	1	0	1	14	11	3	0	0	0	0	0	0	0	30	32.9
04:00	0	0	2	21	30	12	0	0	0	0	0	0	0	65	35.4
05:00	1	0	6	45	86	24	2	0	0	0	0	0	0	164	34.2
06:00	3	0	25	220	299	81	4	0	0	0	0	0	0	632	33.7
07:00	0	1	67	828	838	118	8	0	0	0	0	0	0	1860	32.4
08:00	5	18	310	1615	803	55	2	0	0	0	0	0	0	2808	30.7
09:00	1	24	241	1640	887	61	1	0	0	0	0	0	0	2855	30.9
10:00	0	15	293	1695	842	69	5	0	0	0	0	0	0	2919	30.7
11:00	3	16	382	1916	863	72	0	1	0	0	0	0	0	3253	30.6
12:00	2	24	418	2020	853	76	2	0	0	0	0	0	0	3395	30.5
13:00	2	14	294	1861	992	67	5	0	0	0	0	0	0	3235	30.8
14:00	3	25	330	2031	979	83	4	0	0	0	0	0	0	3455	30.7
15:00	4	18	417	1979	832	73	8	0	0	0	0	0	0	3331	30.4
16:00	0	21	303	2293	1182	103	6	1	0	0	0	0	0	3909	30.9
17:00	2	10	260	2389	1551	133	9	1	0	0	0	0	0	4355	31.3
18:00	4	10	242	2097	1342	120	13	0	0	0	0	0	0	3828	31.3
19:00	0	7	130	1519	1118	152	11	1	0	0	0	0	0	2938	31.7
20:00	0	2	64	1020	831	105	8	1	0	0	0	0	0	2031	32.0
21:00	1	1	85	707	516	60	5	0	0	0	0	0	0	1375	31.7
22:00	1	3	102	487	342	45	4	0	0	0	0	0	0	984	31.7
23:00	0	2	38	292	265	33	1	0	0	0	0	0	0	631	32.2
AM Total	14	75	1348	8171	4882	545	24	2	0	0	0	0	0		
PM Total	19	137	2683	18695	10803	1050	76	4	0	0	0	0	0		
Total	33	212	4031	26866	15685	1595	100	6	0	0	0	0	0		
Percent	0.07%	0.44%	8.31%	55.36%	32.32%	3.29%	0.21%	0.01%	0.00%	0.00%	0.00%	0.00%	0.00%		

Total Vehicles : 48528
 30th Percentile : 26.4 MPH
 50th Percentile : 27.9 MPH
 85th Percentile : 31.2 MPH
 95th Percentile : 33.4 MPH
 Average Speed : 28.5 MPH
 Highest Speed : 48.4 MPH
 Total Over Speed Limit : 35.8 % (17386 / 48528)

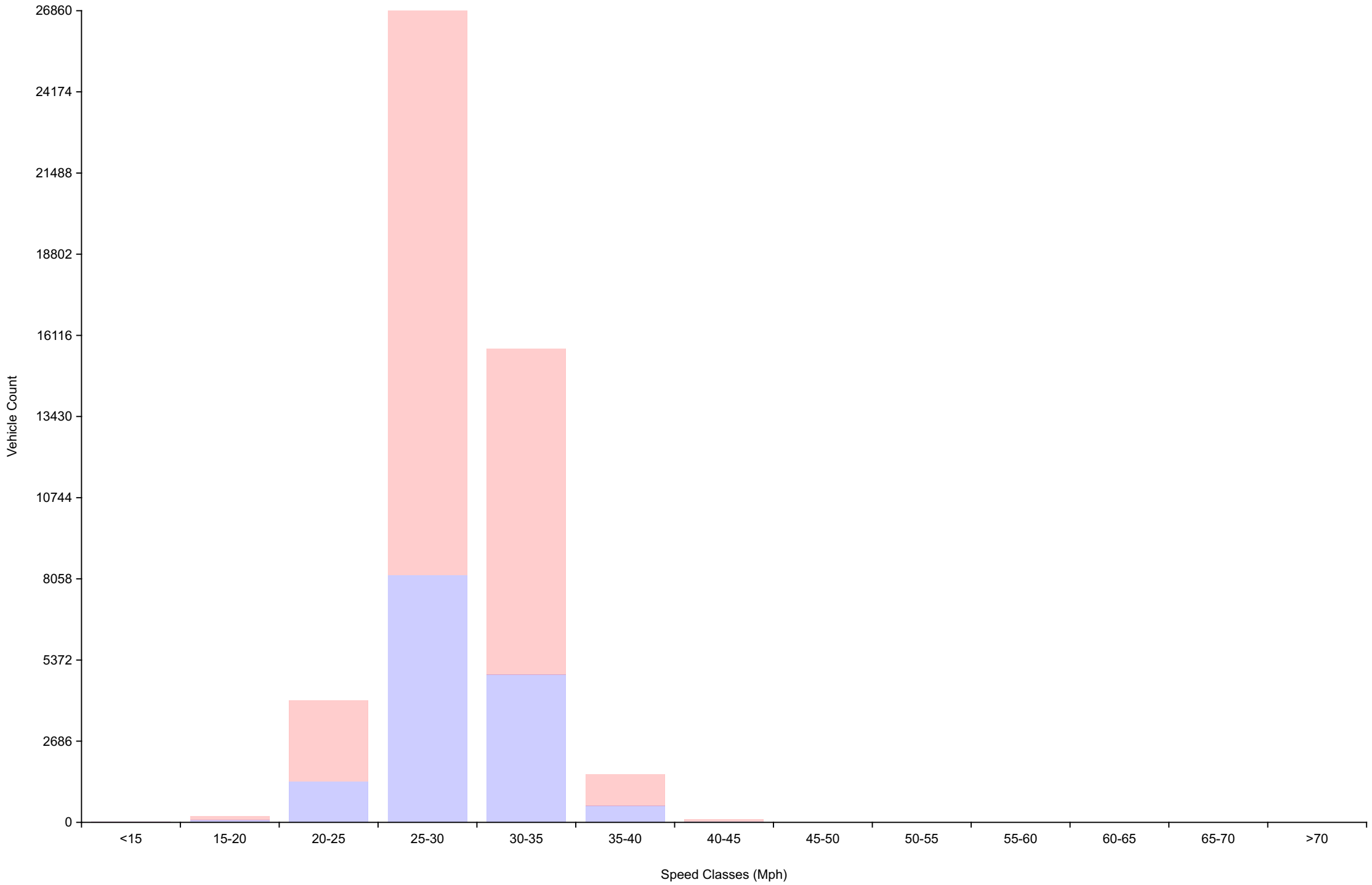
Vehicle Counts By Hour

Traffic Overview from Fri Jun 14 2019 to Fri Jun 28 2019
(60 Minute Resolution)



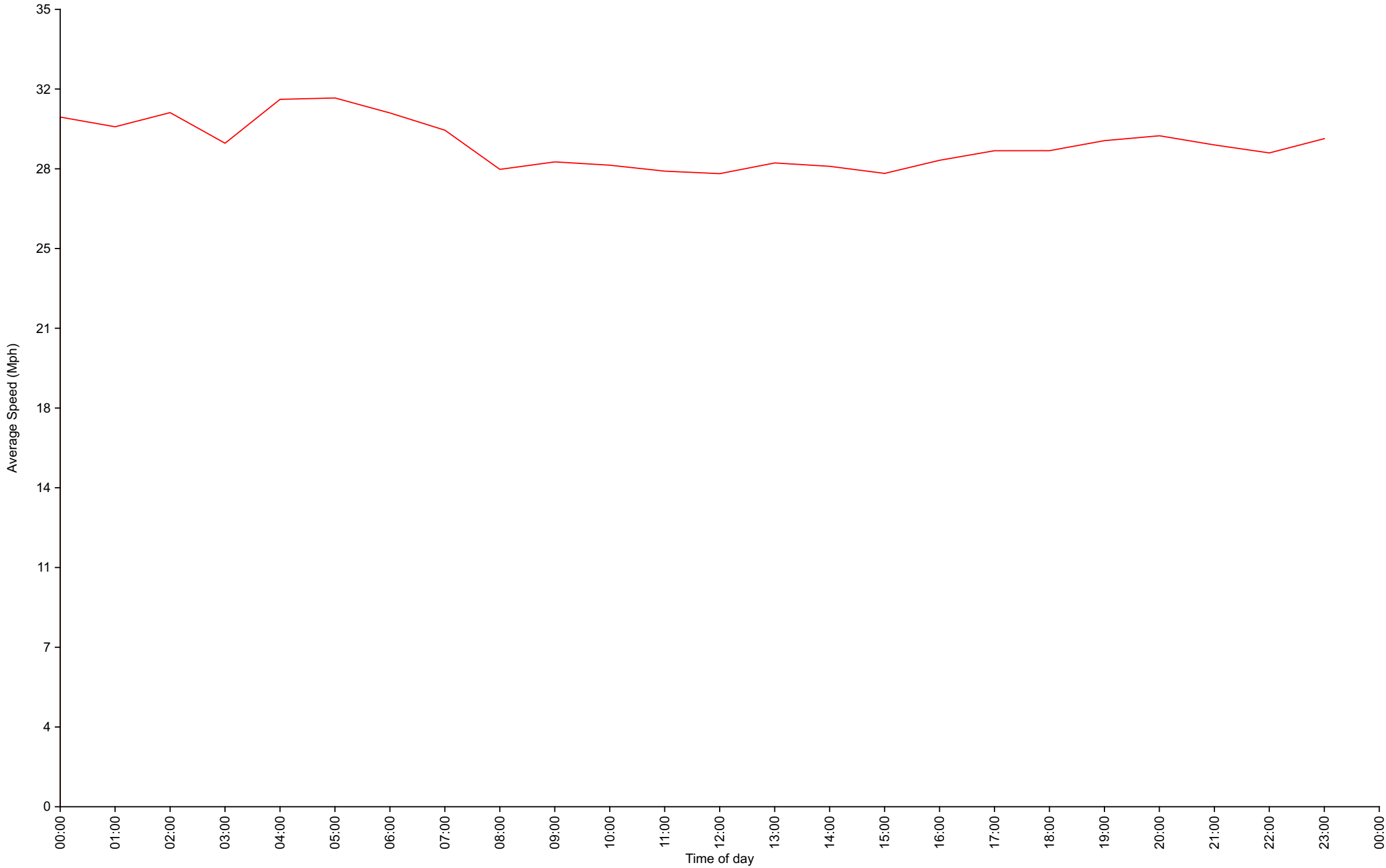
Vehicle Counts By Speed Class

Traffic Overview from Fri Jun 14 2019 to Fri Jun 28 2019



Average Speed By Hour

Traffic Overview from Fri Jun 14 2019 to Fri Jun 28 2019
(60 Minute Resolution)



Cumulative Speed Distribution Curve

Traffic Overview from Fri Jun 14 2019 to Fri Jun 28 2019

