

Traffic Report - High Street - Southbound  
 Lindfield Parish Council  
 Traffic Overview from Wed May 29 2019 to Wed Jun 12 2019  
 Vehicle Speed Classes (Mph)

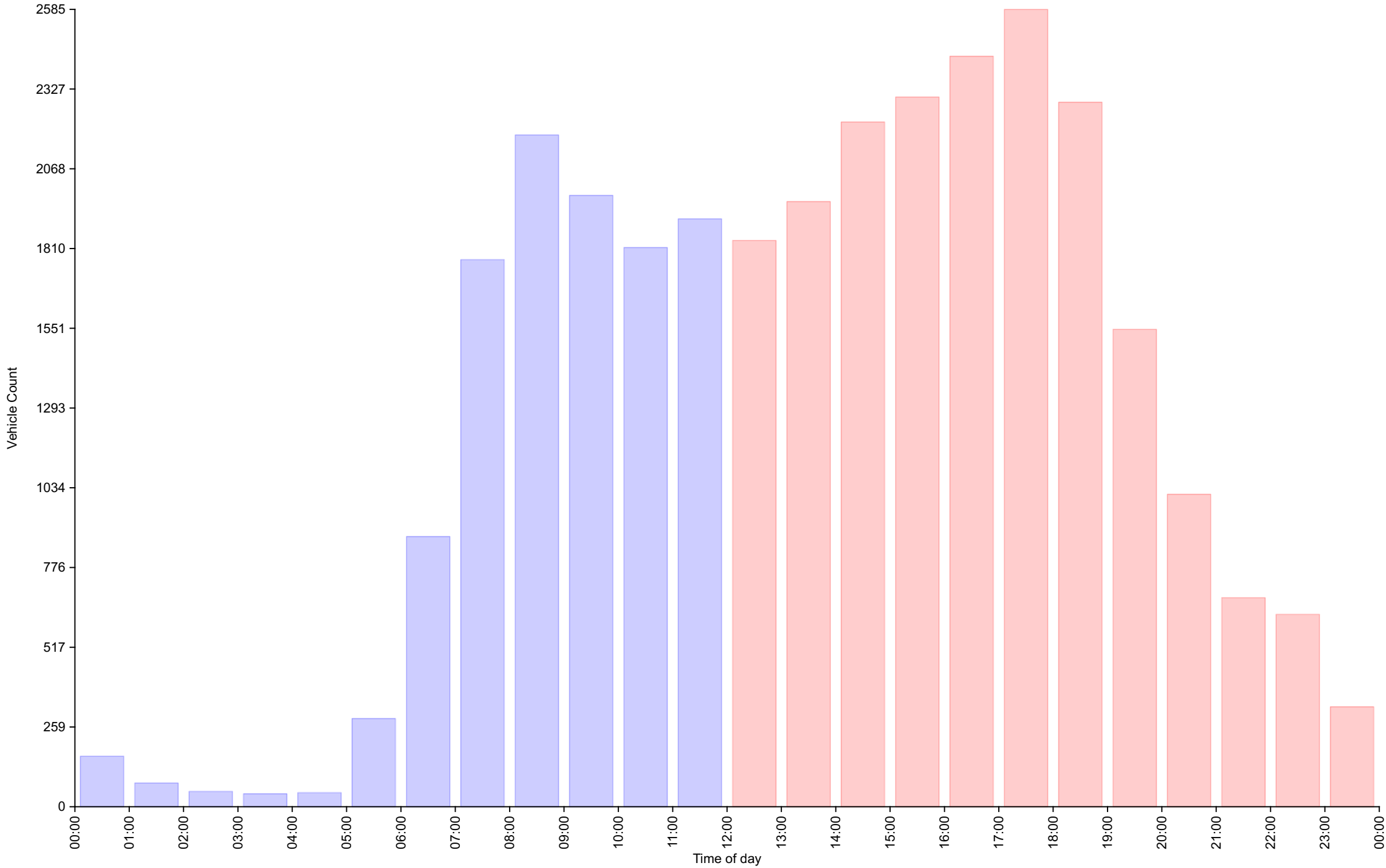
	<15	15 20	20 25	25 30	30 35	35 40	40 45	45 50	50 55	55 60	60 65	65 70	>70	Total	85th Percentile
00:00	1	2	22	69	47	17	5	0	1	0	0	0	0	164	33.6
01:00	0	0	4	27	33	9	1	3	0	0	0	0	0	77	35.1
02:00	1	1	3	13	19	9	3	1	0	0	0	0	0	50	36.5
03:00	0	0	5	13	14	6	3	1	0	0	0	0	0	42	35.9
04:00	0	0	4	11	14	12	2	1	<b>2</b>	0	0	0	0	46	<b>38.0</b>
05:00	0	0	8	61	133	62	20	2	0	0	0	0	0	286	36.3
06:00	0	3	60	293	339	<b>146</b>	<b>29</b>	<b>4</b>	1	<b>1</b>	0	0	0	876	35.2
07:00	9	37	228	828	<b>543</b>	109	16	3	1	0	0	0	0	1774	32.2
08:00	46	104	482	<b>1096</b>	398	44	7	1	0	0	0	0	0	<b>2178</b>	29.9
09:00	30	106	516	1004	297	26	3	0	0	0	0	0	0	1982	29.2
10:00	20	157	547	852	216	19	2	0	0	0	0	0	0	1813	28.8
11:00	<b>49</b>	<b>169</b>	<b>649</b>	847	176	16	0	0	0	0	0	0	0	1906	28.2
12:00	35	167	595	823	199	16	1	0	0	0	0	0	0	1836	28.6
13:00	48	196	663	848	187	19	1	0	0	0	0	0	0	1962	28.2
14:00	57	233	<b>825</b>	894	190	18	3	0	0	0	0	0	0	2220	28.0
15:00	156	<b>322</b>	713	908	188	14	0	0	0	0	0	0	0	2301	28.0
16:00	<b>218</b>	294	659	934	298	27	2	0	<b>1</b>	0	0	0	0	2433	28.7
17:00	98	235	747	<b>1177</b>	293	31	4	0	0	0	0	0	0	<b>2585</b>	28.7
18:00	37	124	667	1011	385	57	3	0	0	0	0	0	0	2284	29.7
19:00	11	40	324	724	<b>394</b>	46	7	<b>2</b>	0	0	0	0	0	1548	30.8
20:00	7	29	175	476	260	<b>59</b>	7	0	0	0	0	0	0	1013	31.7
21:00	4	18	138	332	154	28	3	1	0	0	0	0	0	678	30.9
22:00	2	9	95	296	174	37	<b>10</b>	1	0	0	0	0	0	624	32.3
23:00	0	1	38	145	110	25	4	1	0	0	0	0	0	324	<b>32.7</b>
AM Total	156	579	2528	<b>5114</b>	2229	475	91	16	5	1	0	0	0		
PM Total	673	1668	5639	<b>8568</b>	2832	377	45	5	1	0	0	0	0		
Total	829	2247	8167	<b>13682</b>	5061	852	136	21	6	1	0	0	0		
Percent	2.67%	7.25%	26.34%	<b>44.13%</b>	16.32%	2.75%	0.44%	0.07%	0.02%	0.00%	0.00%	0.00%	0.00%		

Time of day

Total Vehicles : 31002  
 30th Percentile : 23.3 MPH  
 50th Percentile : 25.5 MPH  
 85th Percentile : 29.9 MPH  
 95th Percentile : 32.9 MPH  
 Average Speed : 25.8 MPH  
 Highest Speed : 57.0 MPH  
 Total Over Speed Limit : 19.6 % (6077 / 31002)

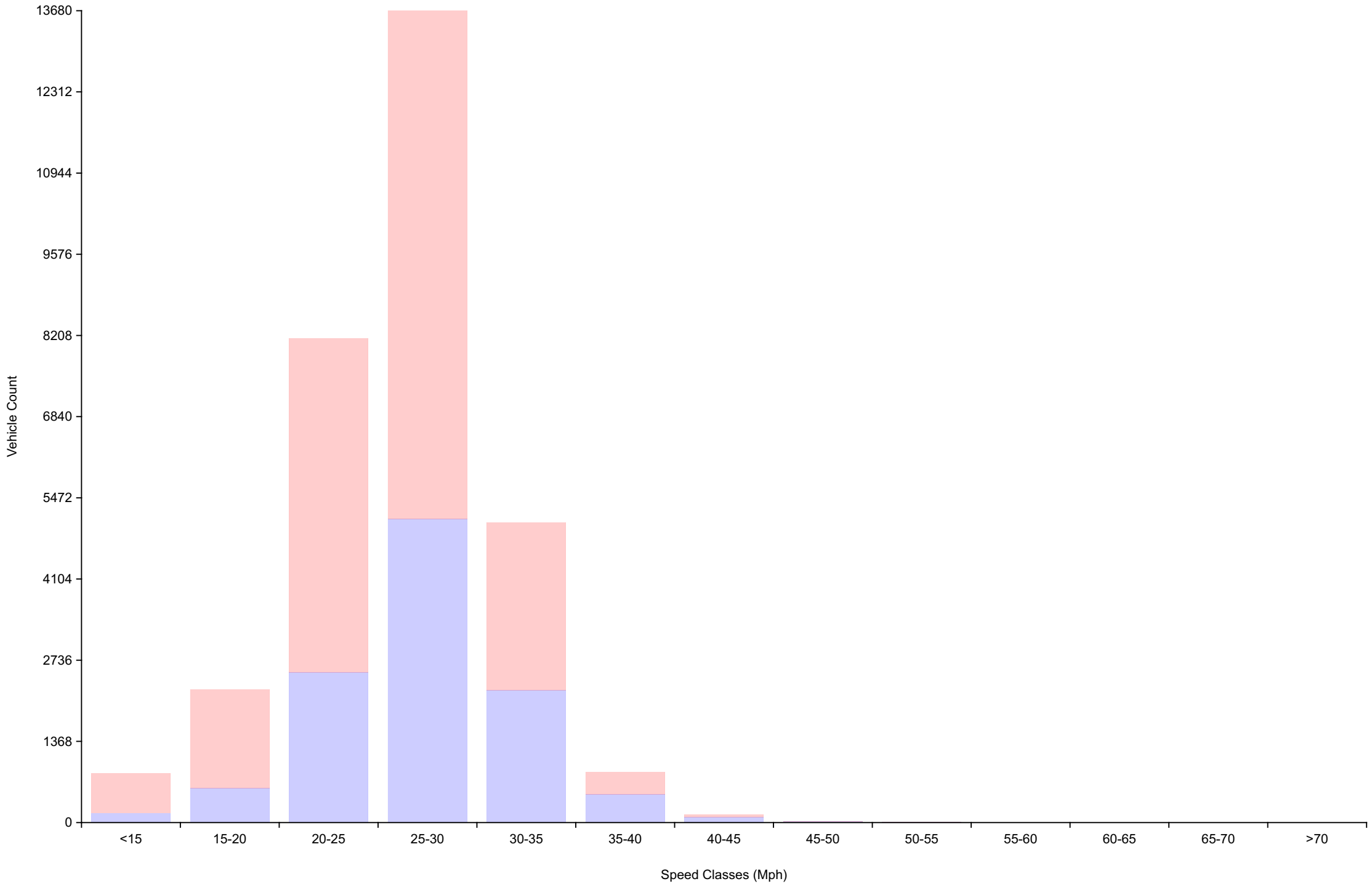
# Vehicle Counts By Hour

Traffic Overview from Wed May 29 2019 to Wed Jun 12 2019  
(60 Minute Resolution)



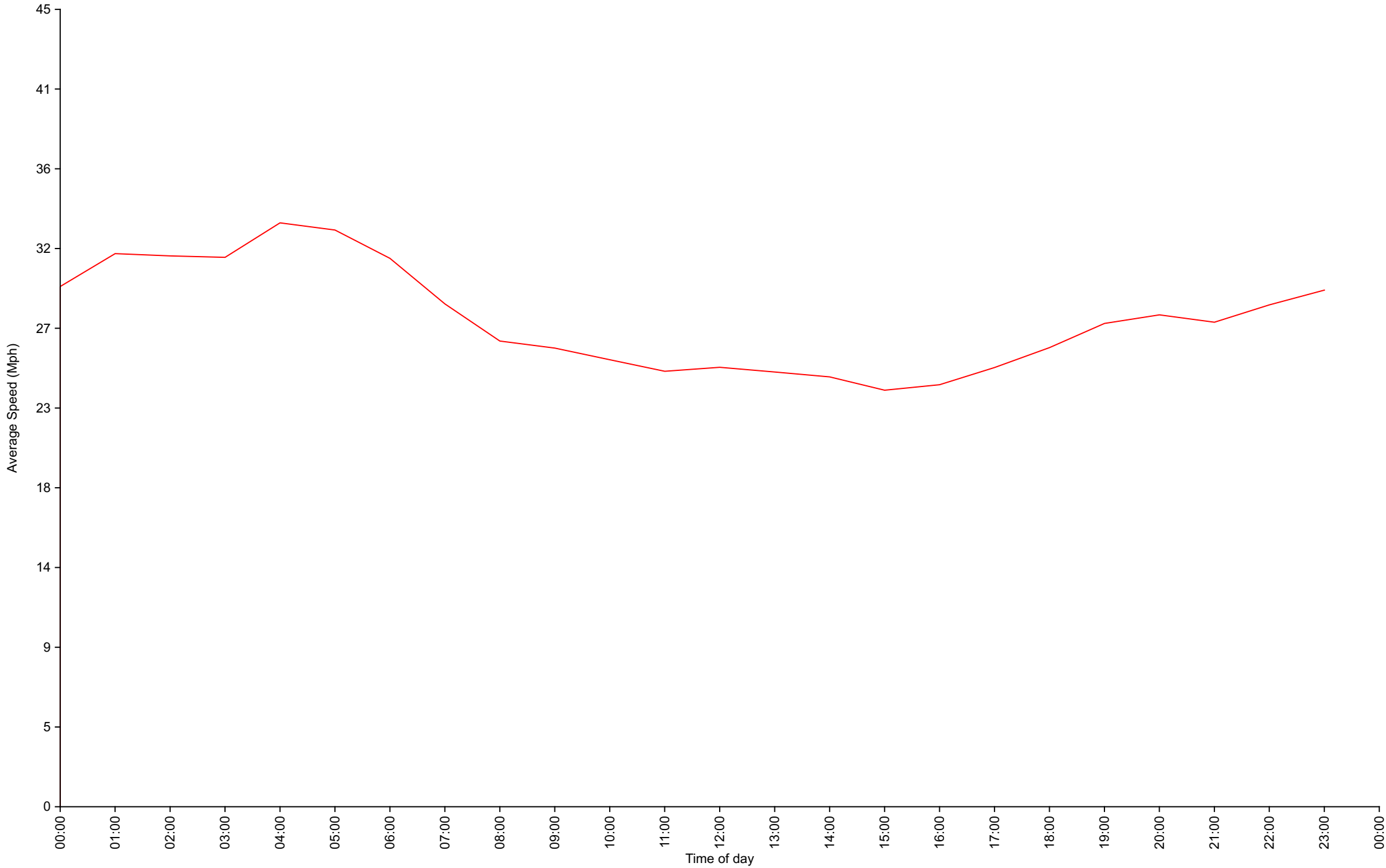
# Vehicle Counts By Speed Class

## Traffic Overview from Wed May 29 2019 to Wed Jun 12 2019



# Average Speed By Hour

Traffic Overview from Wed May 29 2019 to Wed Jun 12 2019  
(60 Minute Resolution)



# Cumulative Speed Distribution Curve

Traffic Overview from Wed May 29 2019 to Wed Jun 12 2019

