

# Traffic Report - High Street - Northbound

Traffic Overview from Wed May 29 2019 to Wed Jun 12 2019

## Vehicle Speed Classes (Mph)

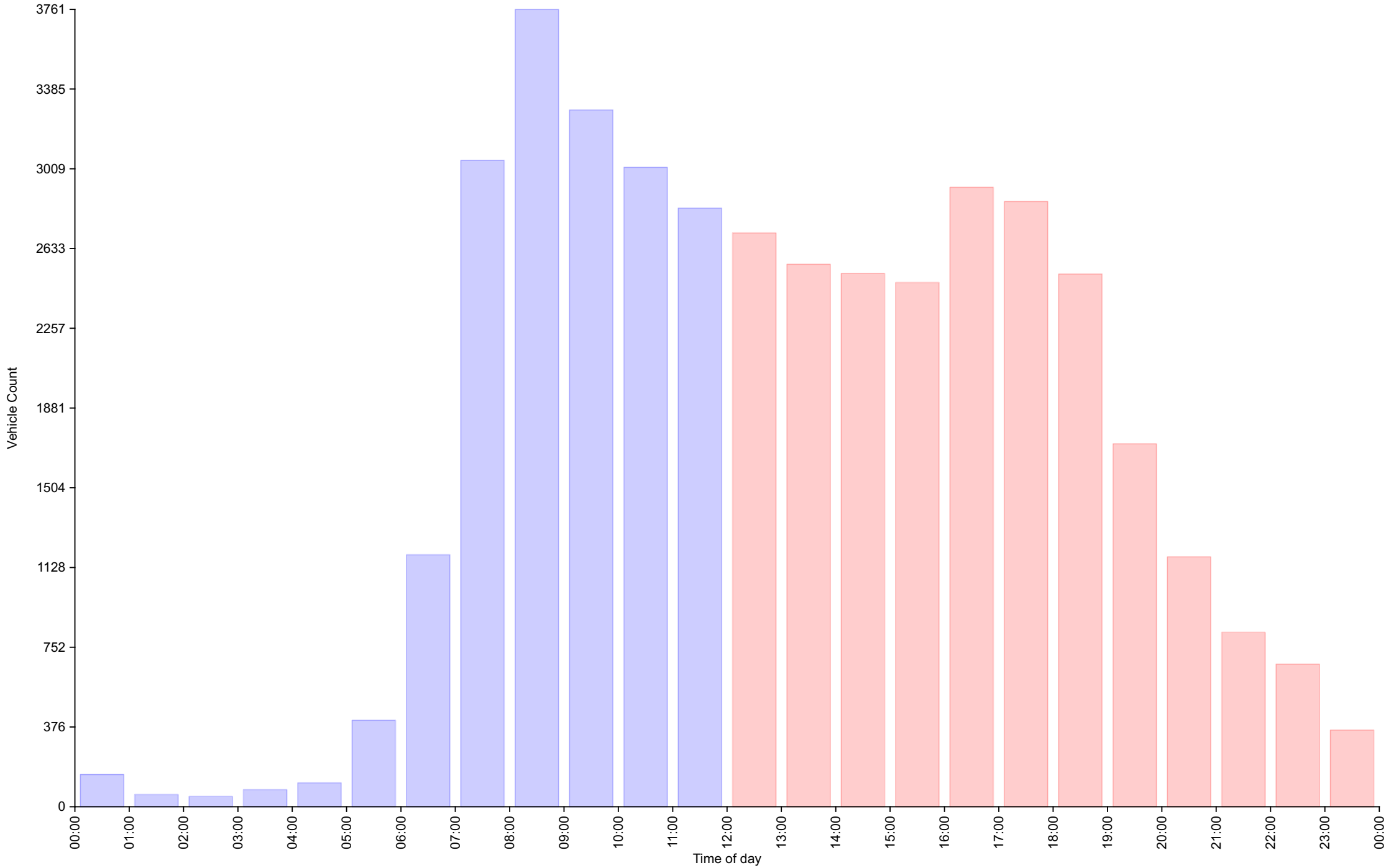
	<15	15 20	20 25	25 30	30 35	35 40	40 45	45 50	50 55	55 60	60 65	65 70	>70	Total	85th Percentile
00:00	0	1	5	60	64	19	3	0	0	0	0	0	0	152	33.9
01:00	0	0	1	15	27	12	3	0	0	0	0	0	0	58	35.4
02:00	0	0	0	13	15	20	1	0	0	0	0	0	0	49	36.7
03:00	0	0	4	27	37	11	2	0	0	0	0	0	0	81	34.2
04:00	0	0	4	31	34	20	18	3	3	0	0	0	0	113	<b>40.8</b>
05:00	0	0	18	134	146	75	29	5	1	0	0	0	0	408	36.3
06:00	1	5	50	378	521	187	31	<b>12</b>	<b>4</b>	0	0	0	0	1189	35.3
07:00	<b>8</b>	25	190	1394	1136	<b>248</b>	<b>35</b>	11	2	0	0	0	0	3049	32.9
08:00	5	20	406	<b>1980</b>	<b>1138</b>	177	32	2	1	0	0	0	0	<b>3761</b>	31.7
09:00	0	18	530	1906	747	80	6	0	0	0	0	0	0	3287	30.5
10:00	7	34	<b>569</b>	1756	600	44	6	0	0	0	0	0	0	3016	29.9
11:00	3	<b>39</b>	498	1674	547	62	1	0	0	0	0	0	0	2824	30.0
12:00	3	<b>26</b>	<b>461</b>	1483	641	87	5	1	0	0	0	0	0	2707	30.7
13:00	7	20	359	1425	653	89	4	<b>2</b>	0	0	0	0	0	2559	30.9
14:00	1	17	432	1384	597	78	7	0	0	0	0	0	0	2516	30.6
15:00	6	19	378	1369	635	65	1	0	0	0	0	0	0	2473	30.7
16:00	<b>8</b>	12	373	<b>1592</b>	839	90	8	0	0	0	0	0	0	<b>2922</b>	31.0
17:00	6	12	297	1541	<b>869</b>	116	<b>13</b>	0	<b>1</b>	0	0	0	0	2855	31.4
18:00	2	17	179	1294	855	<b>154</b>	11	1	0	0	0	0	0	2513	32.0
19:00	1	3	150	835	589	120	13	0	1	0	0	0	0	1712	32.4
20:00	1	2	105	570	407	80	13	1	0	0	0	0	0	1179	32.6
21:00	0	7	108	408	254	41	5	0	0	0	0	0	0	823	31.5
22:00	0	0	71	340	221	41	0	0	0	0	0	0	0	673	32.0
23:00	1	1	14	151	141	46	7	1	0	0	0	0	0	362	<b>34.0</b>
AM Total	24	142	2275	<b>9368</b>	5012	955	167	33	11	0	0	0	0		
PM Total	36	136	2927	<b>12392</b>	6701	1007	87	6	2	0	0	0	0		
Total	60	278	5202	<b>21760</b>	11713	1962	254	39	13	0	0	0	0		
Percent	0.15%	0.67%	12.60%	<b>52.71%</b>	28.37%	4.75%	0.62%	0.09%	0.03%	0.00%	0.00%	0.00%	0.00%		

Time of day

Total Vehicles : 41281  
 30th Percentile : 25.9 MPH  
 50th Percentile : 27.7 MPH  
 85th Percentile : 31.5 MPH  
 95th Percentile : 34.3 MPH  
 Average Speed : 28.4 MPH  
 Highest Speed : 54.3 MPH  
 Total Over Speed Limit : 33.9 % (13981 / 41281)

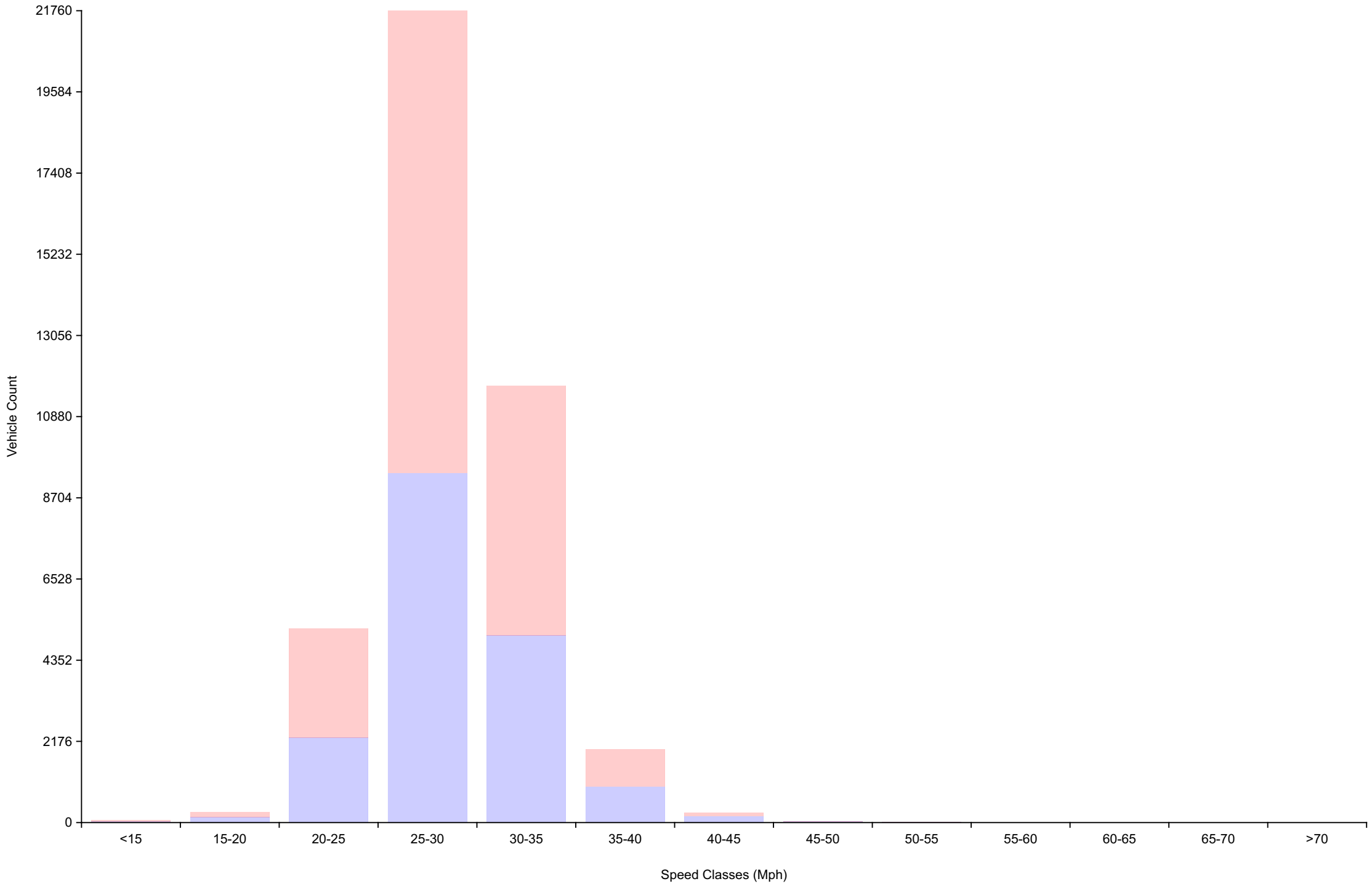
# Vehicle Counts By Hour

Traffic Overview from Wed May 29 2019 to Wed Jun 12 2019  
(60 Minute Resolution)



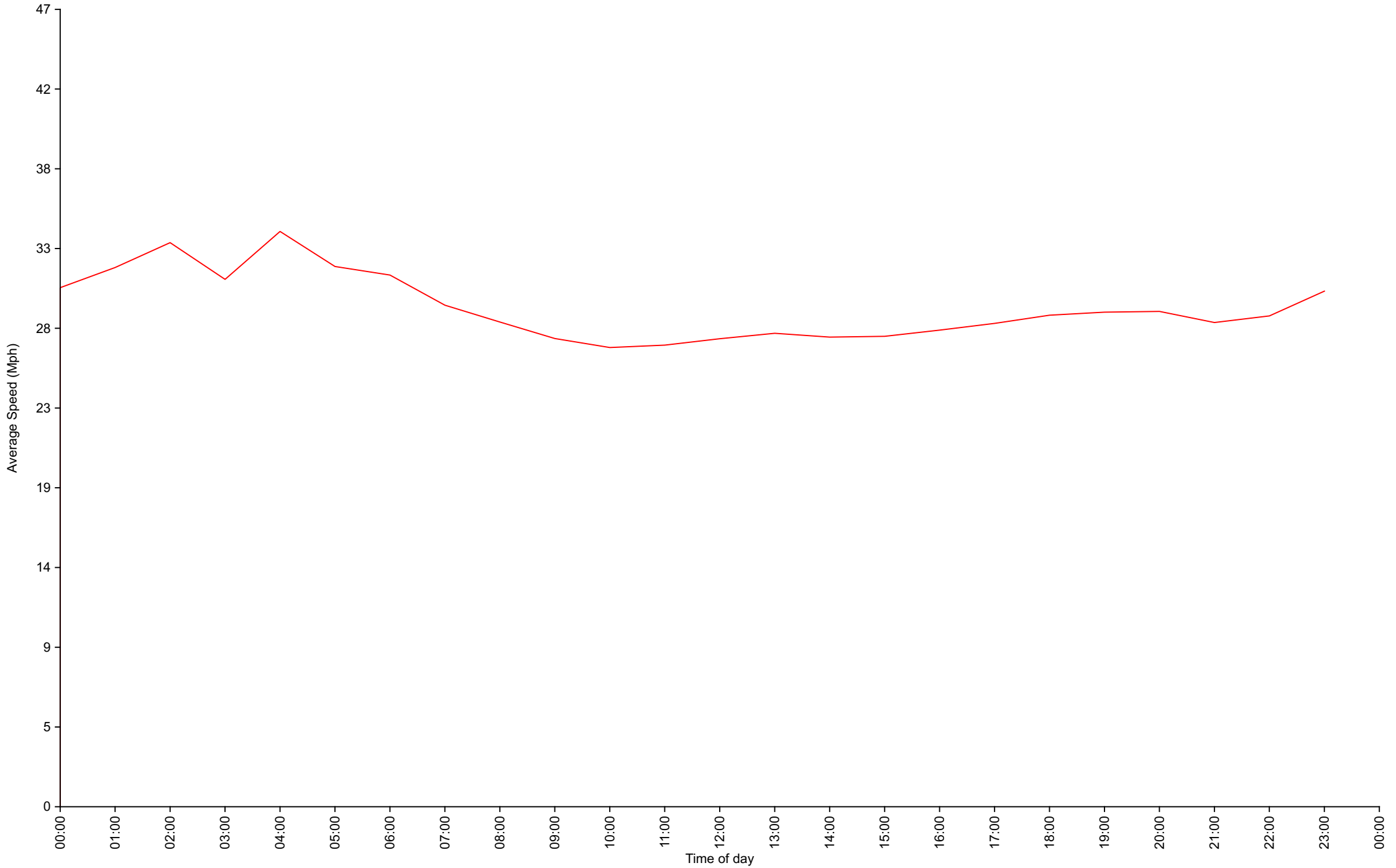
# Vehicle Counts By Speed Class

## Traffic Overview from Wed May 29 2019 to Wed Jun 12 2019



# Average Speed By Hour

Traffic Overview from Wed May 29 2019 to Wed Jun 12 2019  
(60 Minute Resolution)



# Cumulative Speed Distribution Curve

Traffic Overview from Wed May 29 2019 to Wed Jun 12 2019

