

Traffic Report

Black Hill Eastbound 18.08.22-01.09.22
Traffic Overview from Thu Aug 18 2022 to Thu Sep 1 2022

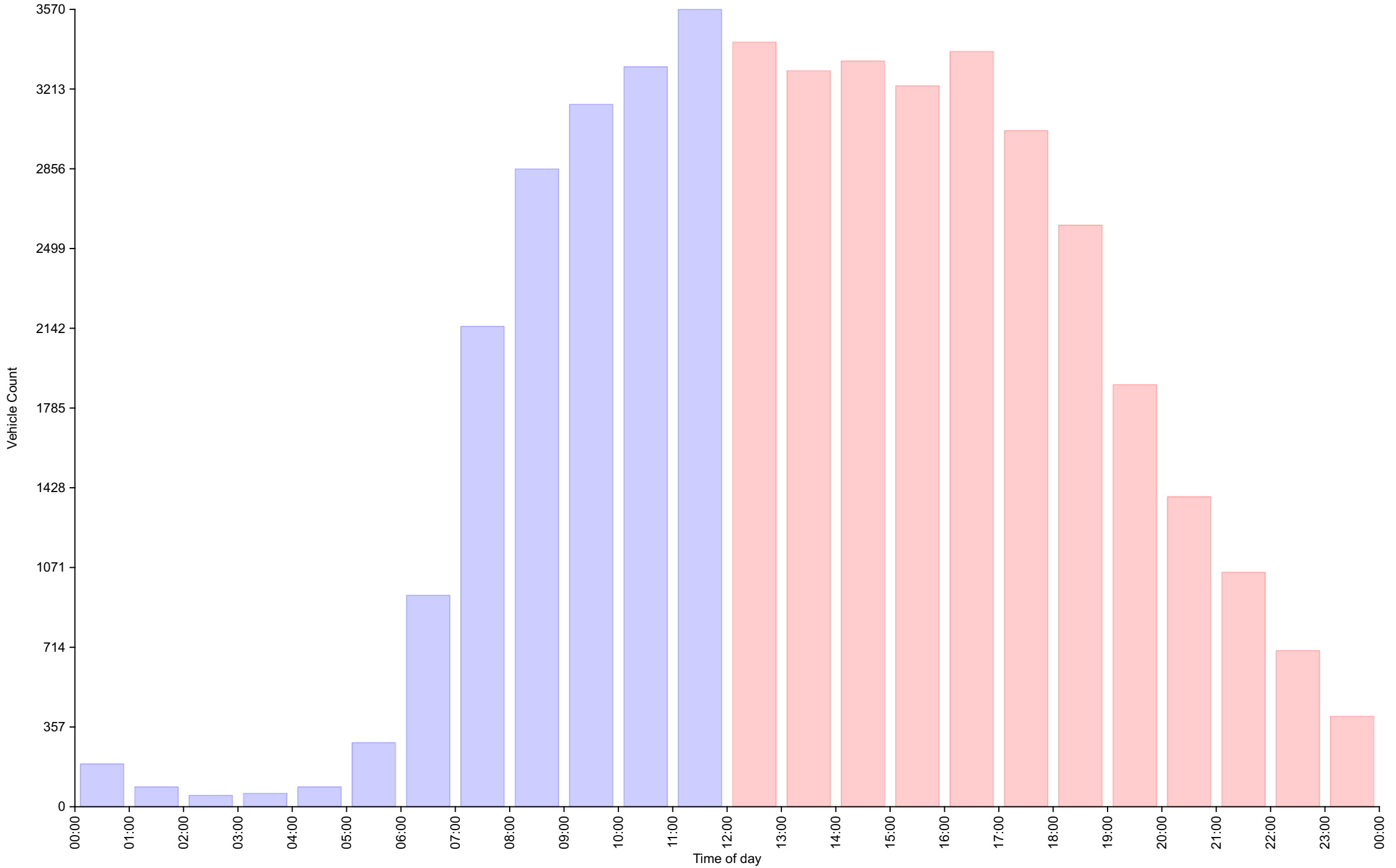
Vehicle Speed Classes (Mph)

	<15	15 20	20 25	25 30	30 35	35 40	40 45	45 50	50 55	55 60	60 65	65 70	>70	Total	85th Percentile
00:00	0	0	7	49	85	46	4	1	0	0	0	0	0	192	36.2
01:00	0	1	7	19	37	23	2	0	0	0	0	0	0	89	35.2
02:00	0	1	1	13	17	15	0	4	0	0	0	0	0	51	36.7
03:00	0	1	2	17	30	8	2	0	0	0	0	0	0	60	34.3
04:00	0	0	2	15	40	26	4	1	1	0	0	0	0	89	36.1
05:00	0	0	3	59	129	81	14	1	0	0	0	0	0	287	36.8
06:00	0	2	14	198	464	221	41	6	0	1	0	0	0	947	36.0
07:00	2	5	46	594	1129	320	50	4	0	1	0	0	0	2151	34.5
08:00	1	5	99	954	1431	321	41	3	1	0	0	0	0	2856	33.6
09:00	0	15	132	1226	1477	259	30	6	0	0	0	0	0	3145	32.9
10:00	5	34	165	1462	1408	226	12	1	0	0	0	0	0	3313	32.5
11:00	16	27	224	1577	1475	223	25	3	0	0	0	0	0	3570	32.4
12:00	6	26	226	1436	1463	244	22	1	0	0	0	0	0	3424	32.5
13:00	7	23	150	1399	1444	250	14	9	0	0	0	0	0	3296	32.7
14:00	3	13	203	1419	1435	229	34	2	1	0	0	0	0	3339	32.6
15:00	3	23	178	1433	1328	237	21	4	1	0	0	0	0	3228	32.5
16:00	3	15	131	1328	1576	282	39	6	2	0	0	0	0	3382	33.0
17:00	4	31	134	1135	1393	280	45	4	0	1	0	0	0	3027	33.3
18:00	1	15	93	901	1250	304	35	2	2	0	1	0	0	2604	33.7
19:00	1	8	74	628	904	230	40	3	2	0	0	0	0	1890	33.9
20:00	1	9	101	583	546	120	24	3	1	0	0	0	0	1388	33.1
21:00	1	5	106	425	389	108	9	6	1	0	0	0	0	1050	33.0
22:00	0	3	46	303	271	59	16	1	0	0	0	0	0	699	33.1
23:00	1	2	20	134	159	75	10	3	1	0	0	0	0	405	35.3
AM Total	24	91	702	6183	7722	1769	225	30	2	2	0	0	0		
PM Total	31	173	1462	11124	12158	2418	309	44	11	1	1	0	0		
Total	55	264	2164	17307	19880	4187	534	74	13	3	1	0	0		
Percent	0.12%	0.59%	4.86%	38.91%	44.69%	9.41%	1.20%	0.17%	0.03%	0.01%	0.00%	0.00%	0.00%		

Total Vehicles : 44482
 30th Percentile : 27.7 MPH
 50th Percentile : 29.5 MPH
 85th Percentile : 33.2 MPH
 95th Percentile : 36.0 MPH
 Average Speed : 30.1 MPH
 Highest Speed : 59.9 MPH
 Speed Limit: 30 Mph
 Total Over Speed Limit: 55.5 % (24692 / 44482)

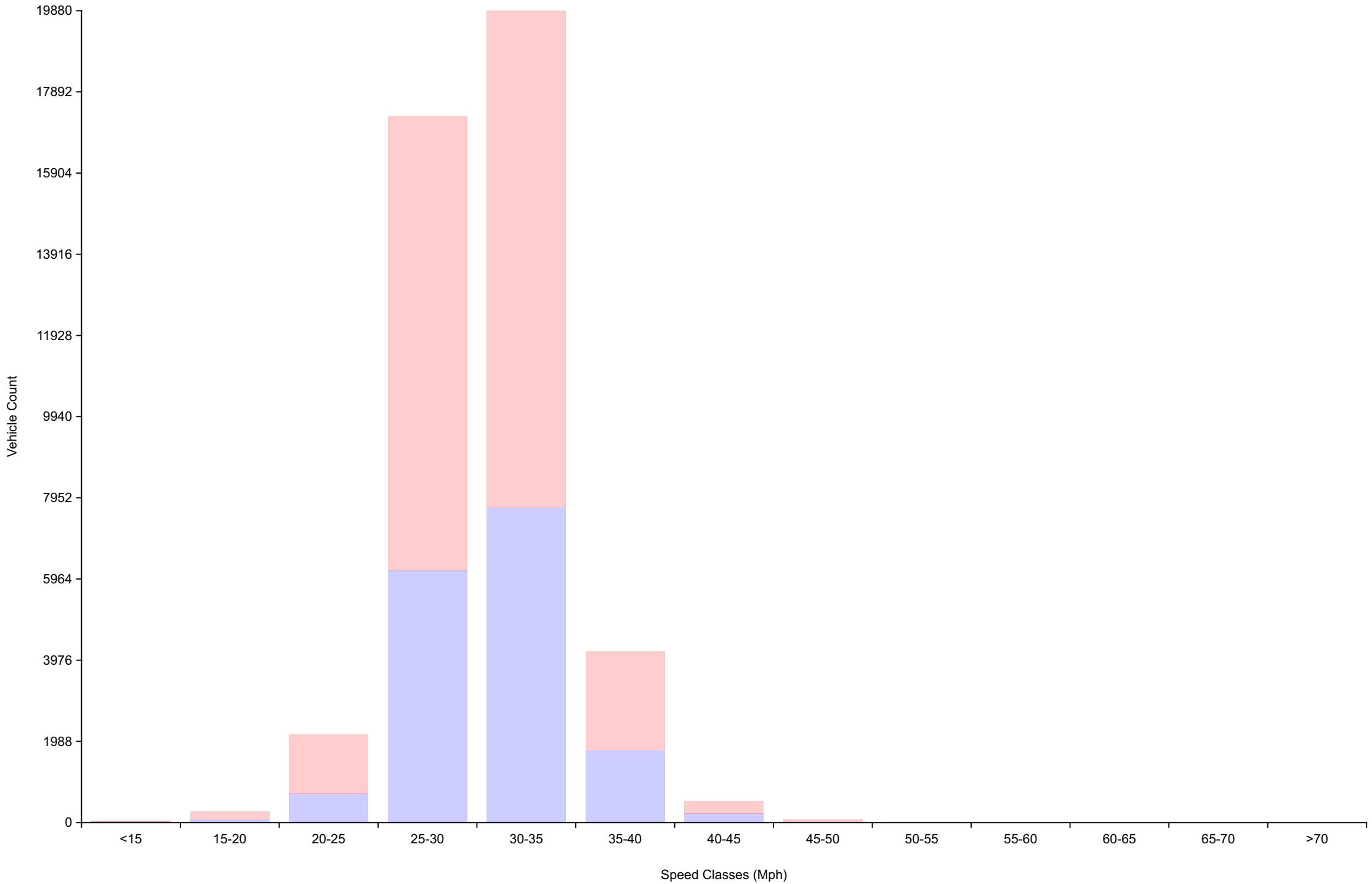
Vehicle Counts By Hour

Traffic Overview from Thu Aug 18 2022 to Thu Sep 1 2022
(60 Minute Resolution)



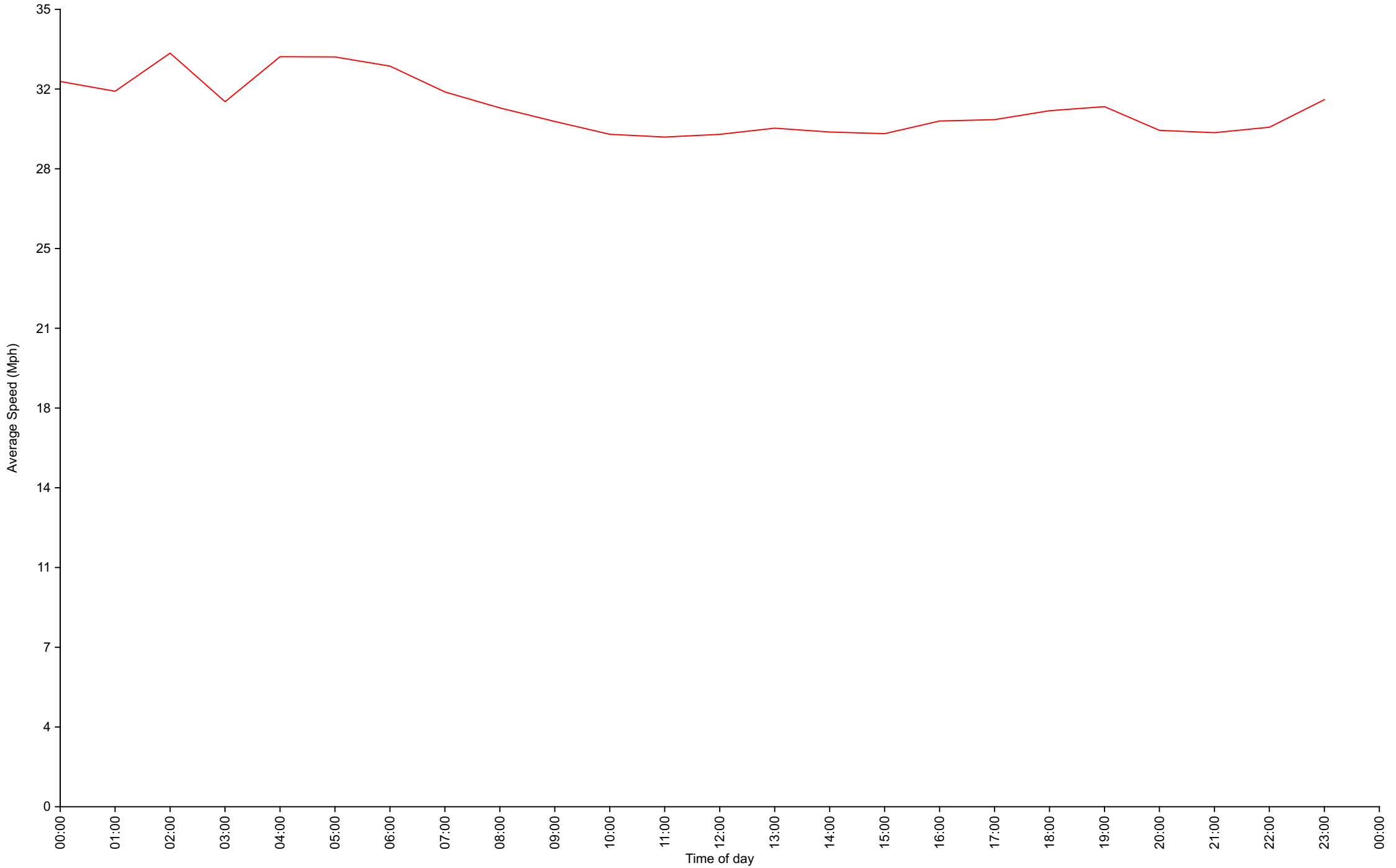
Vehicle Counts By Speed Class

Traffic Overview from Thu Aug 18 2022 to Thu Sep 1 2022



Average Speed By Hour

Traffic Overview from Thu Aug 18 2022 to Thu Sep 1 2022
(60 Minute Resolution)



Cumulative Speed Distribution Curve

Traffic Overview from Thu Aug 18 2022 to Thu Sep 1 2022

