

Traffic Report

High Street 11-26.08.22 Eastbound

Traffic Overview from Thu Aug 11 2022 to Fri Aug 26 2022

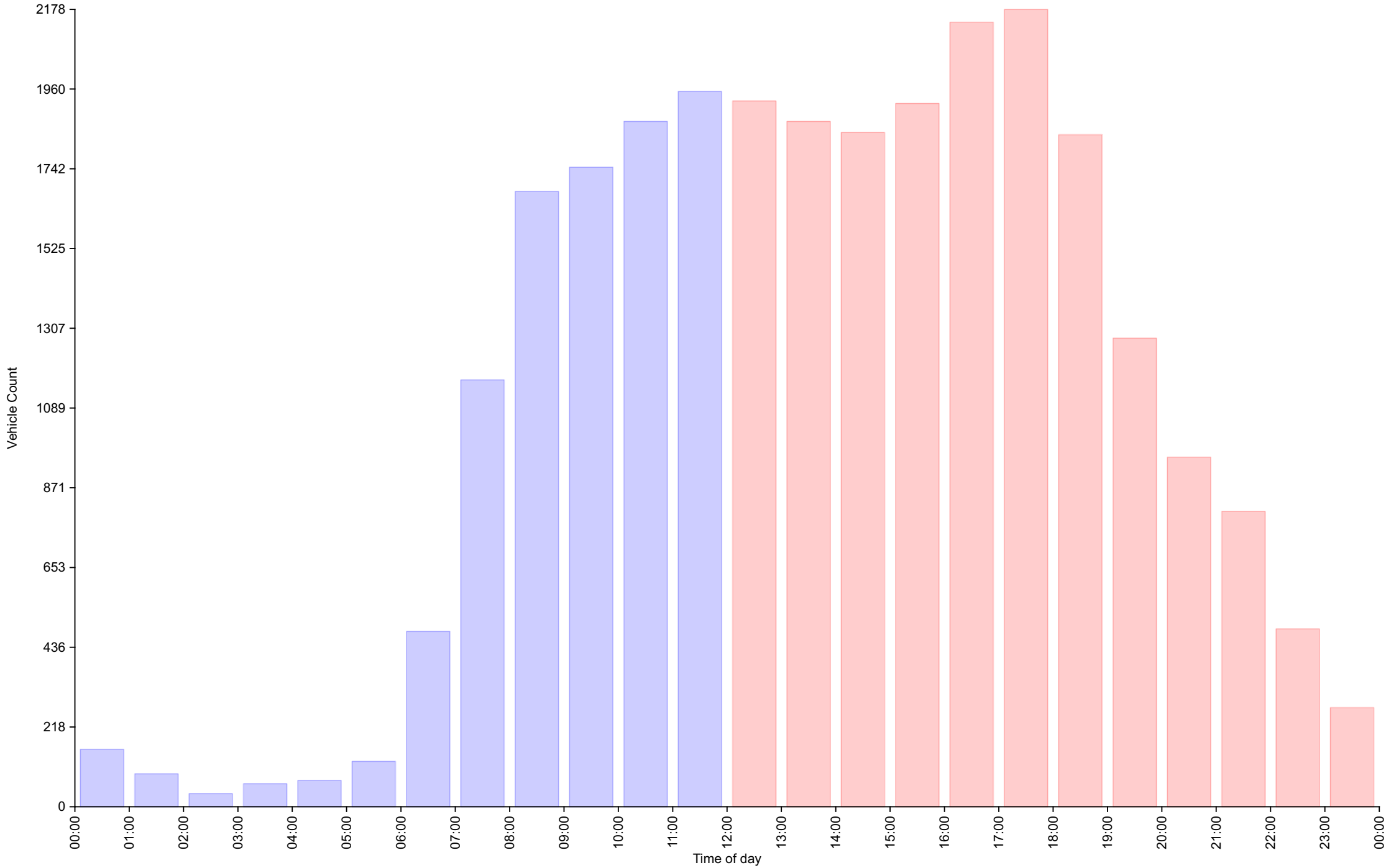
Vehicle Speed Classes (Mph)

	<15	15 20	20 25	25 30	30 35	35 40	40 45	45 50	50 55	55 60	60 65	65 70	>70	Total	85th Percentile
00:00	0	1	15	53	56	26	6	0	0	0	0	0	0	157	35.6
01:00	0	0	7	34	35	12	2	0	0	0	0	0	0	90	34.2
02:00	0	0	2	10	12	10	1	1	0	0	0	0	0	36	35.9
03:00	0	0	2	24	32	5	0	0	0	0	0	0	0	63	33.1
04:00	0	1	2	19	36	9	4	0	1	0	0	0	0	72	35.6
05:00	0	0	3	30	59	29	2	1	0	0	0	0	0	124	34.8
06:00	1	3	29	151	203	72	16	4	0	0	0	0	0	479	35.1
07:00	3	14	146	519	392	82	9	1	0	0	0	0	0	1166	32.4
08:00	18	49	338	797	412	59	8	0	0	0	0	0	0	1681	30.9
09:00	10	71	403	909	321	32	1	0	0	0	0	0	0	1747	29.9
10:00	13	101	523	935	268	29	3	0	0	0	0	0	0	1872	29.2
11:00	31	145	580	959	215	22	2	0	0	0	0	0	0	1954	28.6
12:00	35	112	600	929	224	26	2	0	0	0	0	0	0	1928	28.8
13:00	18	107	542	903	275	26	1	0	0	0	0	0	0	1872	29.2
14:00	13	55	482	980	277	33	1	1	0	0	0	0	0	1842	29.4
15:00	23	90	489	994	287	36	2	0	0	0	0	0	0	1921	29.3
16:00	7	77	488	1126	399	43	3	0	0	0	0	0	0	2143	29.8
17:00	14	64	444	1168	445	41	2	0	0	0	0	0	0	2178	30.0
18:00	12	44	343	956	409	70	2	0	0	0	0	0	0	1836	30.6
19:00	6	23	216	625	347	55	8	0	0	0	0	0	0	1280	31.1
20:00	5	37	201	477	191	36	7	1	0	0	0	0	0	955	30.6
21:00	2	17	173	390	185	37	2	1	0	0	0	0	0	807	31.1
22:00	2	2	71	241	138	25	4	3	0	0	0	0	0	486	32.1
23:00	0	2	32	114	84	31	8	0	0	0	0	0	0	271	33.7
AM Total	76	385	2050	4440	2041	387	54	7	1	0	0	0	0		
PM Total	137	630	4081	8903	3261	459	42	6	0	0	0	0	0		
Total	213	1015	6131	13343	5302	846	96	13	1	0	0	0	0		
Percent	0.79%	3.76%	22.74%	49.49%	19.67%	3.14%	0.36%	0.05%	0.00%	0.00%	0.00%	0.00%	0.00%		

Total Vehicles : 26960
 30th Percentile : 24.3 MPH
 50th Percentile : 26.3 MPH
 85th Percentile : 30.3 MPH
 95th Percentile : 33.2 MPH
 Average Speed : 26.8 MPH
 Highest Speed : 50.5 MPH
 Speed Limit: 30 Mph
 Total Over Speed Limit: 23.2 % (6258 / 26960)

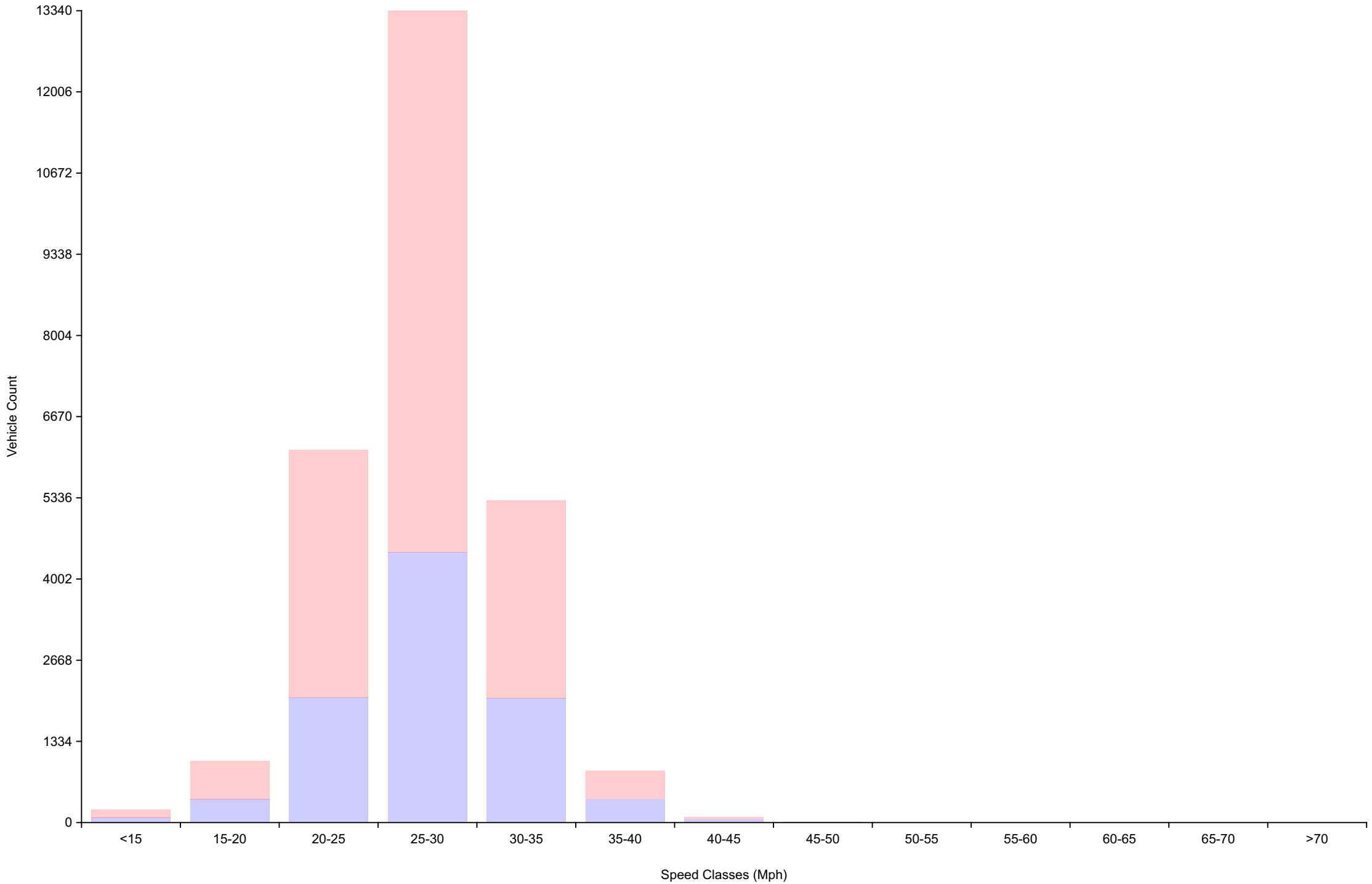
Vehicle Counts By Hour

Traffic Overview from Thu Aug 11 2022 to Fri Aug 26 2022
(60 Minute Resolution)



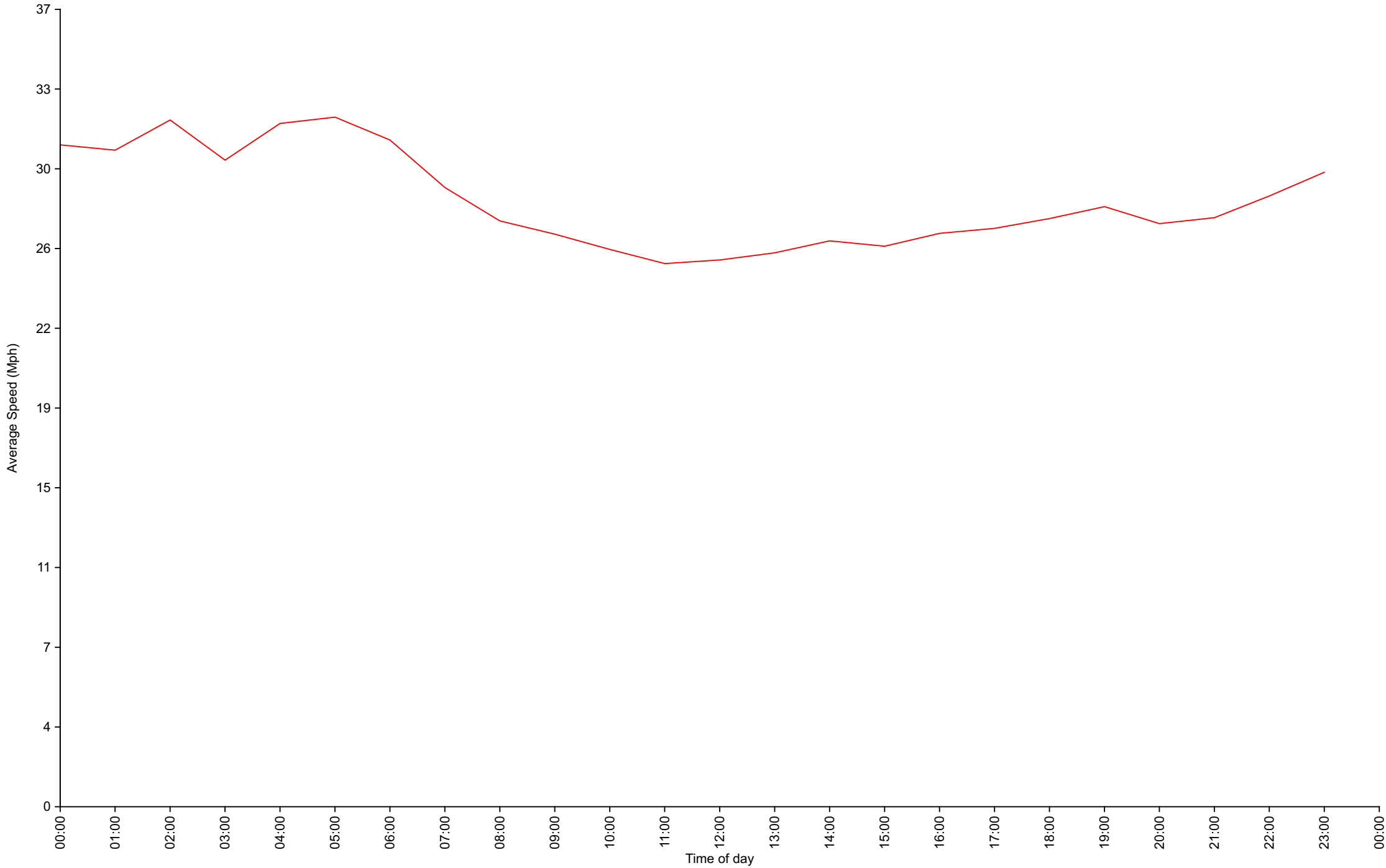
Vehicle Counts By Speed Class

Traffic Overview from Thu Aug 11 2022 to Fri Aug 26 2022



Average Speed By Hour

Traffic Overview from Thu Aug 11 2022 to Fri Aug 26 2022
(60 Minute Resolution)



Cumulative Speed Distribution Curve

Traffic Overview from Thu Aug 11 2022 to Fri Aug 26 2022

