

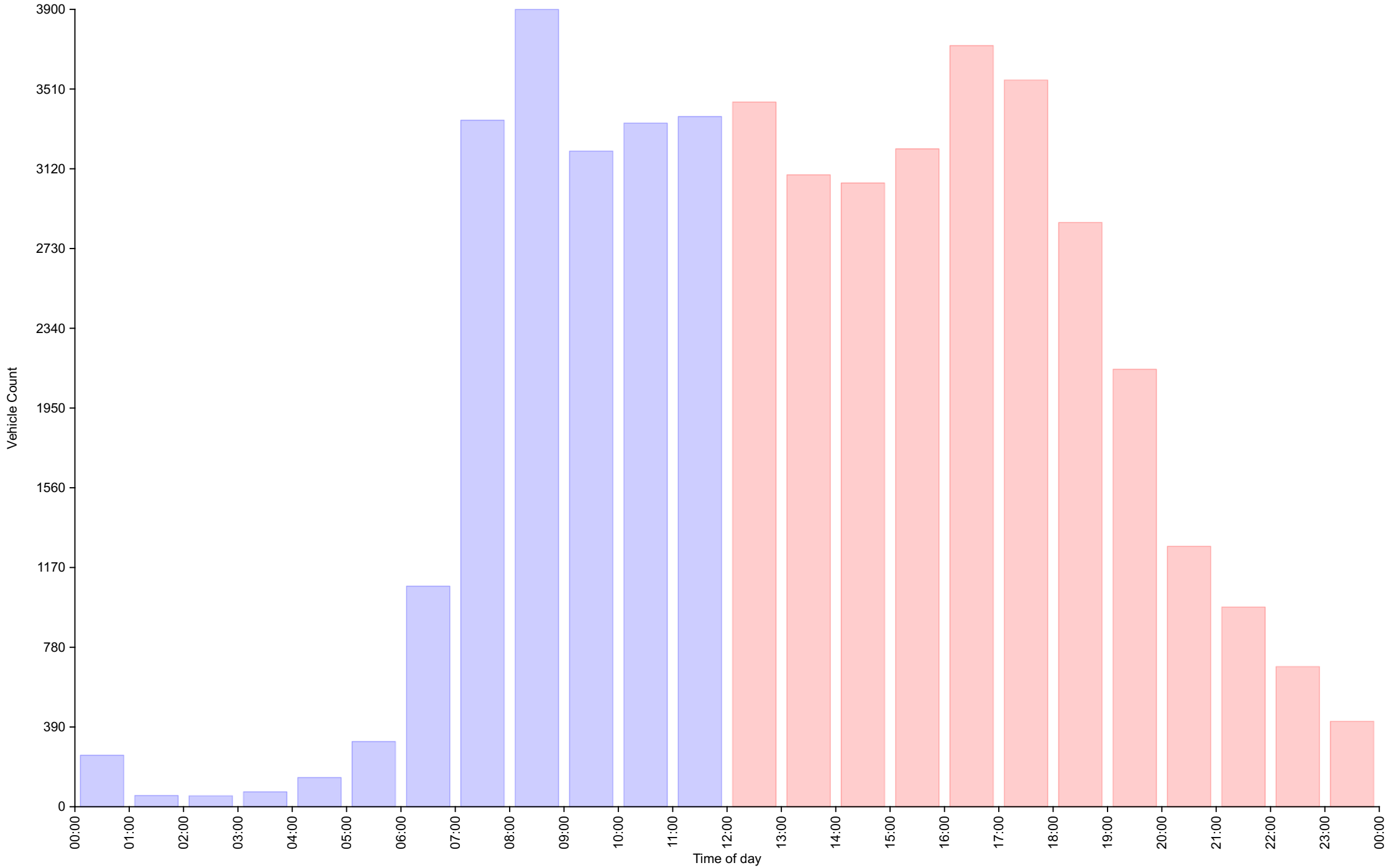
High Street (15 March - 1April 2019)
Lindfield Parish Council
Traffic Overview from Fri Mar 15 2019 to Mon Apr 1 2019
Vehicle Speed Classes (Mph)

	<15	15 20	20 25	25 30	30 35	35 40	40 45	45 50	50 55	55 60	60 65	65 70	>70	Total	85th Percentile
00:00	2	0	11	67	98	53	17	4	0	0	0	0	0	252	37.2
01:00	0	0	3	13	22	13	4	0	0	0	0	0	0	55	36.6
02:00	0	0	0	10	25	13	3	3	0	0	0	0	0	54	38.0
03:00	0	1	2	17	30	20	3	0	0	0	0	0	0	73	36.8
04:00	0	2	7	39	46	37	12	0	0	0	0	0	0	143	37.2
05:00	0	1	10	62	140	78	21	7	0	0	0	0	0	319	37.2
06:00	4	0	25	268	539	197	42	3	1	0	0	0	0	1079	35.5
07:00	7	10	131	1307	1484	381	35	3	0	0	0	0	0	3358	33.6
08:00	31	26	308	1828	1419	259	28	1	0	0	0	0	0	3900	32.5
09:00	7	30	334	1744	964	119	9	0	0	0	0	0	0	3207	31.3
10:00	5	22	441	1903	876	86	9	2	0	0	0	0	0	3344	30.8
11:00	3	25	556	1905	797	84	6	0	0	0	0	0	0	3376	30.6
12:00	5	27	538	1927	851	95	4	0	0	0	0	0	0	3447	30.7
13:00	2	27	379	1638	941	93	11	0	0	0	0	0	0	3091	31.3
14:00	3	24	443	1599	868	107	6	1	0	0	0	0	0	3051	31.2
15:00	4	16	466	1697	890	134	9	2	0	0	0	0	0	3218	31.2
16:00	2	16	442	2006	1090	151	14	2	0	0	0	0	0	3723	31.4
17:00	1	17	370	1817	1143	195	11	1	0	0	0	0	0	3555	31.8
18:00	0	6	329	1459	920	129	13	2	0	0	0	0	0	2858	31.8
19:00	3	12	228	1078	675	123	20	1	0	0	0	0	0	2140	32.1
20:00	1	3	108	586	453	107	15	1	0	0	0	0	0	1274	32.8
21:00	0	8	85	460	322	81	17	4	0	0	0	0	0	977	33.1
22:00	0	4	65	310	239	58	8	2	0	0	0	0	0	686	32.9
23:00	0	2	27	148	168	60	9	3	1	0	0	0	0	418	34.6
AM Total	59	117	1828	9163	6440	1340	189	23	1	0	0	0	0		
PM Total	21	162	3480	14725	8560	1333	137	19	1	0	0	0	0		
Total	80	279	5308	23888	15000	2673	326	42	2	0	0	0	0		
Percent	0.17%	0.59%	11.15%	50.19%	31.51%	5.62%	0.68%	0.09%	0.00%	0.00%	0.00%	0.00%	0.00%		

Total Vehicles : 47598
 30th Percentile : 26.2 MPH
 50th Percentile : 28.0 MPH
 85th Percentile : 31.9 MPH
 95th Percentile : 34.8 MPH
 Average Speed : 28.7 MPH
 Highest Speed : 50.5 MPH
 Total Over Speed Limit : 37.9 % (18043 / 47598)

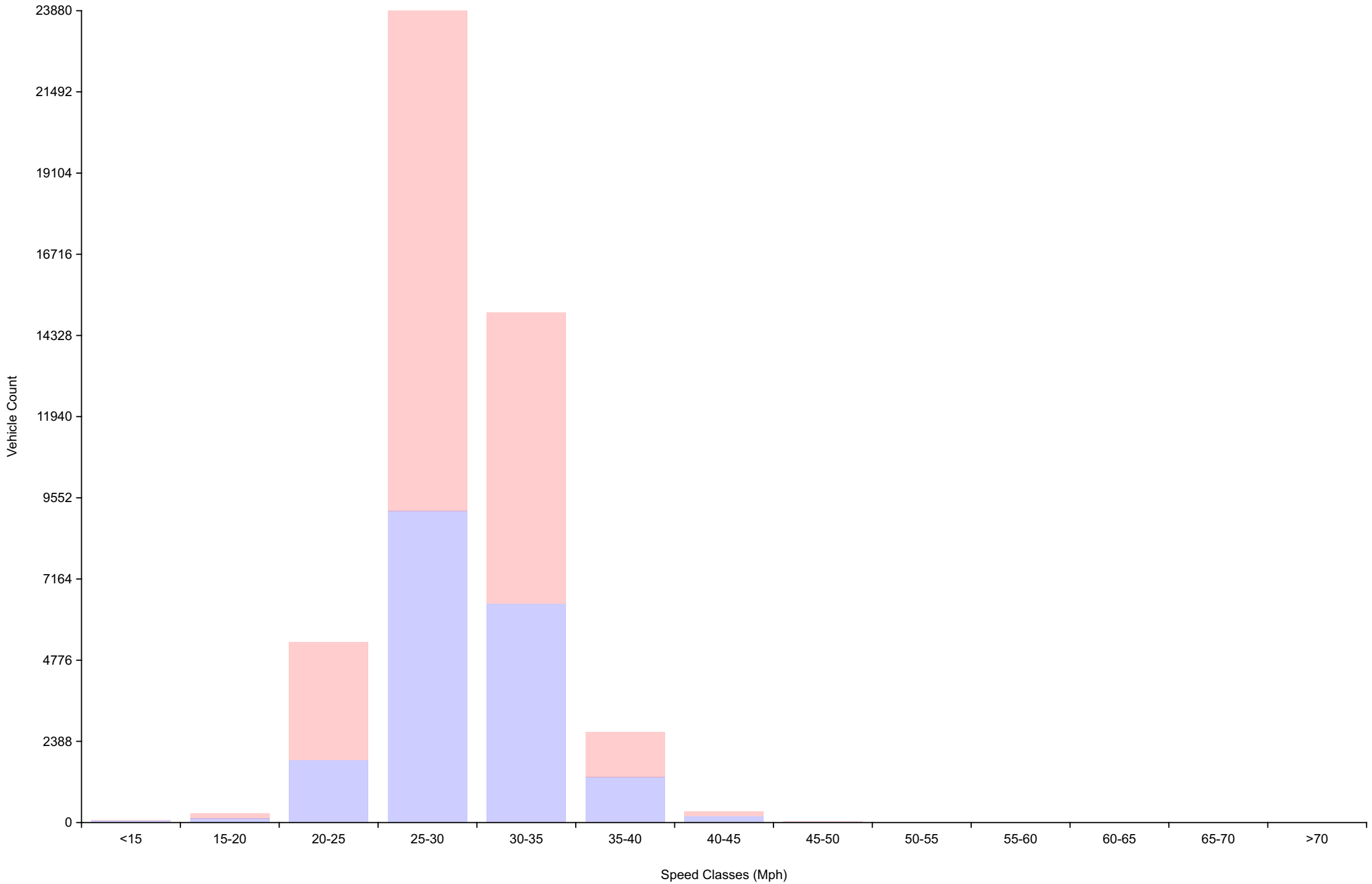
Vehicle Counts By Hour

Traffic Overview from Fri Mar 15 2019 to Mon Apr 1 2019
(60 Minute Resolution)



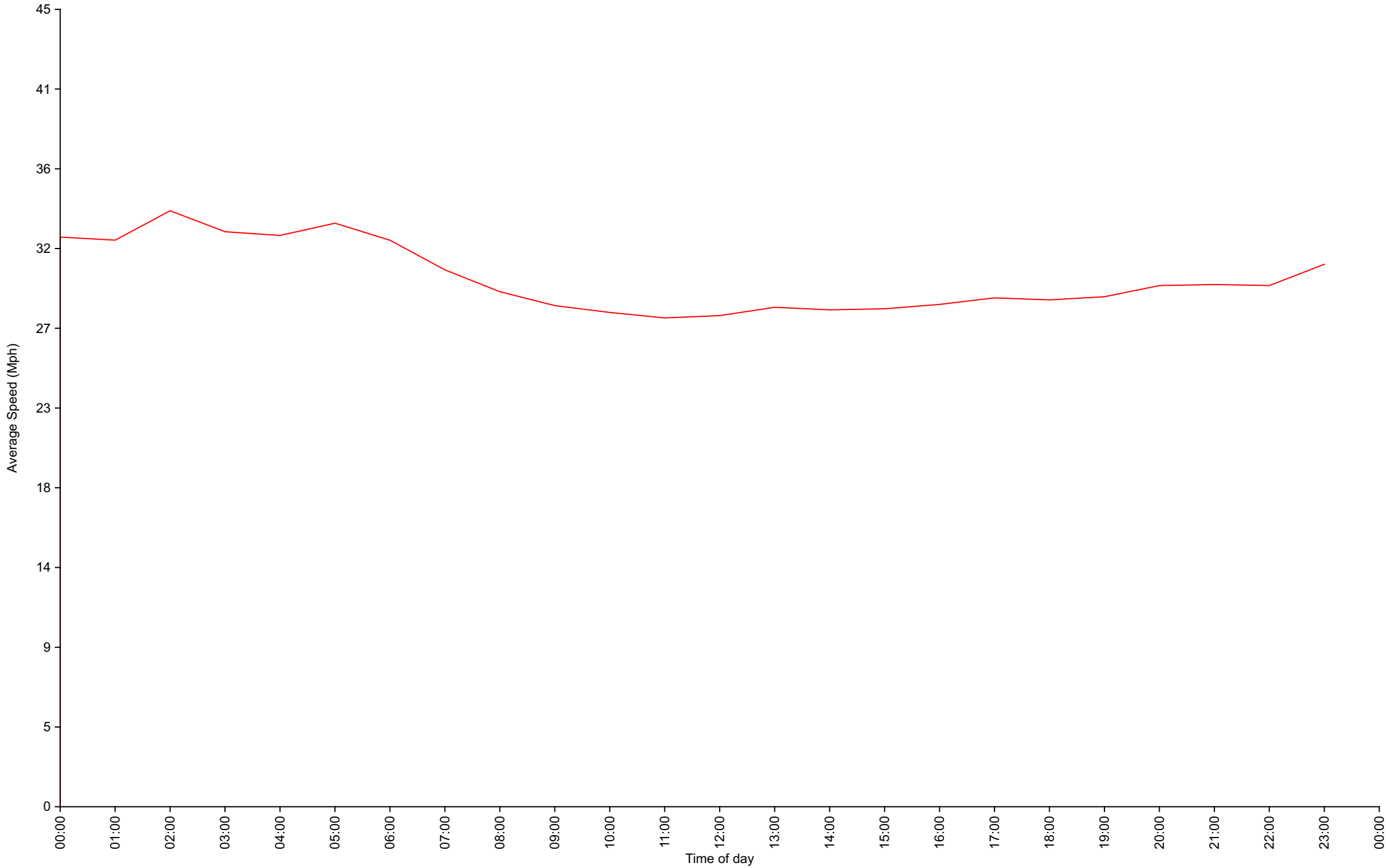
Vehicle Counts By Speed Class

Traffic Overview from Fri Mar 15 2019 to Mon Apr 1 2019



Average Speed By Hour

Traffic Overview from Fri Mar 15 2019 to Mon Apr 1 2019
(60 Minute Resolution)



Cumulative Speed Distribution Curve

Traffic Overview from Fri Mar 15 2019 to Mon Apr 1 2019

