

Hickmans Lane (15March to 1April2019)
 Lindfield Parish Council
 Traffic Overview from Fri Mar 15 2019 to Mon Apr 1 2019
 Vehicle Speed Classes (Mph)

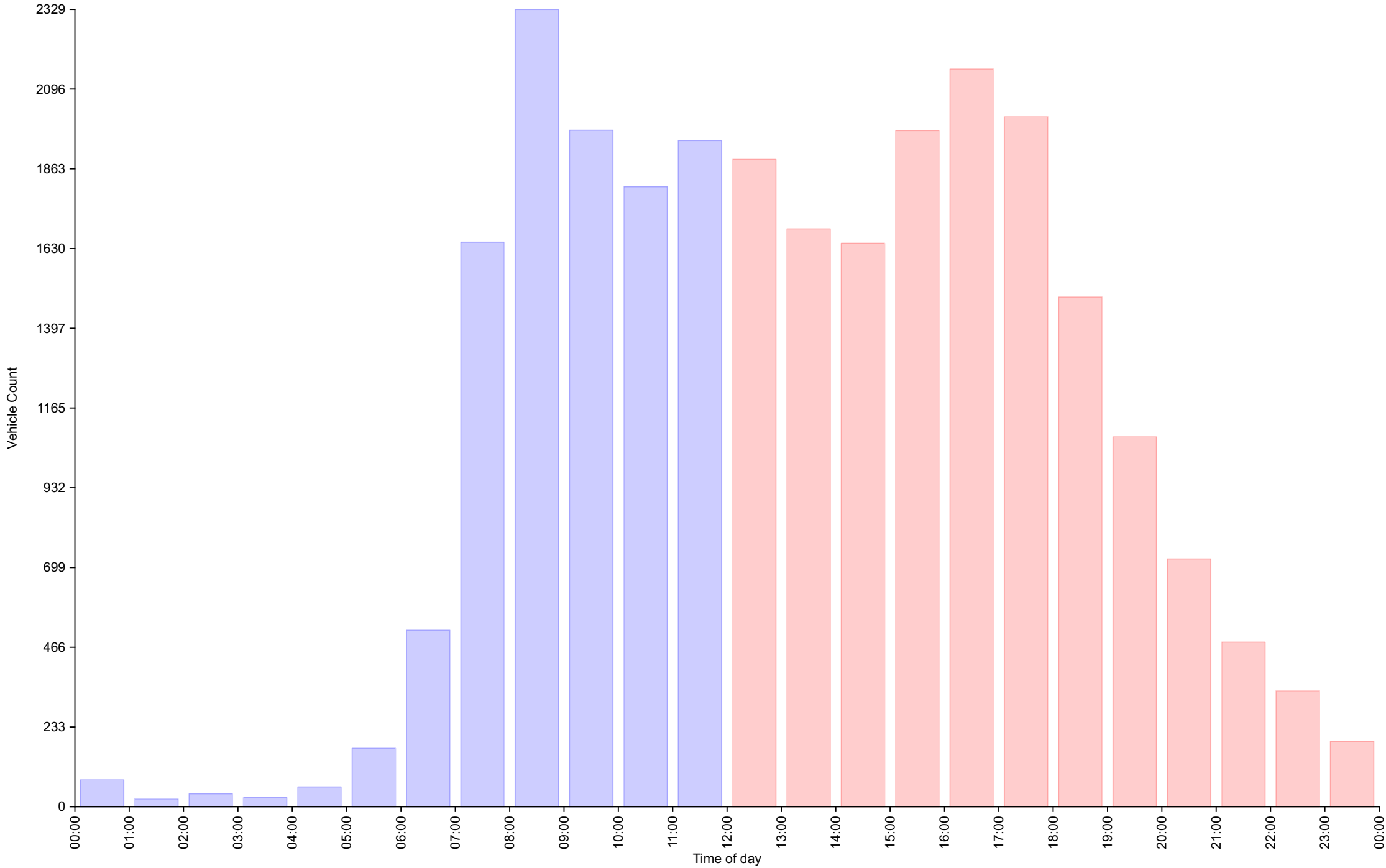
	<15	15 20	20 25	25 30	30 35	35 40	40 45	45 50	50 55	55 60	60 65	65 70	>70	Total	85th Percentile
00:00	0	2	11	39	24	2	0	1	0	0	0	0	0	79	32.4
01:00	0	2	7	3	3	7	1	0	0	0	0	0	0	23	37.3
02:00	0	0	2	10	17	8	1	0	0	0	0	0	0	38	36.7
03:00	0	0	2	6	12	6	0	1	0	0	0	0	0	27	36.0
04:00	0	1	6	13	17	19	1	1	0	0	0	0	0	58	37.6
05:00	0	3	4	36	68	50	10	0	0	0	0	0	0	171	37.4
06:00	2	10	47	127	202	95	23	7	2	0	1	0	0	516	36.3
07:00	2	18	187	645	578	188	26	4	1	0	0	0	0	1649	33.6
08:00	5	28	375	1093	681	127	17	3	0	0	0	0	0	2329	31.9
09:00	6	43	434	957	447	79	10	0	0	0	0	0	0	1976	31.0
10:00	2	58	507	900	290	52	1	1	0	0	0	0	0	1811	29.7
11:00	7	98	627	847	314	48	3	2	0	0	0	0	0	1946	29.7
12:00	2	81	516	872	365	51	3	1	0	0	0	0	0	1891	30.0
13:00	3	32	409	783	379	69	13	0	0	0	0	0	0	1688	30.8
14:00	1	42	404	765	348	78	8	0	0	0	0	0	0	1646	30.9
15:00	1	58	439	988	401	73	15	0	0	0	0	0	0	1975	30.6
16:00	1	44	490	1077	457	73	10	3	0	0	0	0	0	2155	30.5
17:00	2	48	382	1007	477	80	17	3	0	0	0	0	0	2016	31.0
18:00	1	41	311	731	323	66	15	1	0	0	0	0	0	1489	31.3
19:00	0	36	237	514	241	41	10	1	1	0	0	0	0	1081	30.9
20:00	0	22	160	311	180	32	17	2	0	0	0	0	0	724	31.7
21:00	1	10	133	203	100	22	9	2	1	0	0	0	0	481	31.4
22:00	0	15	81	151	62	23	6	1	0	0	0	0	0	339	31.7
23:00	0	4	38	79	48	18	3	0	1	0	0	0	0	191	33.2
AM Total	24	263	2209	4676	2653	681	93	20	3	0	1	0	0		
PM Total	12	433	3600	7481	3381	626	126	14	3	0	0	0	0		
Total	36	696	5809	12157	6034	1307	219	34	6	0	1	0	0		
Percent	0.14%	2.65%	22.09%	46.23%	22.94%	4.97%	0.83%	0.13%	0.02%	0.00%	0.00%	0.00%	0.00%		

Time of day

Total Vehicles : 26299
 30th Percentile : 24.6 MPH
 50th Percentile : 26.7 MPH
 85th Percentile : 31.3 MPH
 95th Percentile : 34.6 MPH
 Average Speed : 27.5 MPH
 Highest Speed : 63.3 MPH
 Total Over Speed Limit : 28.9 % (7601 / 26299)

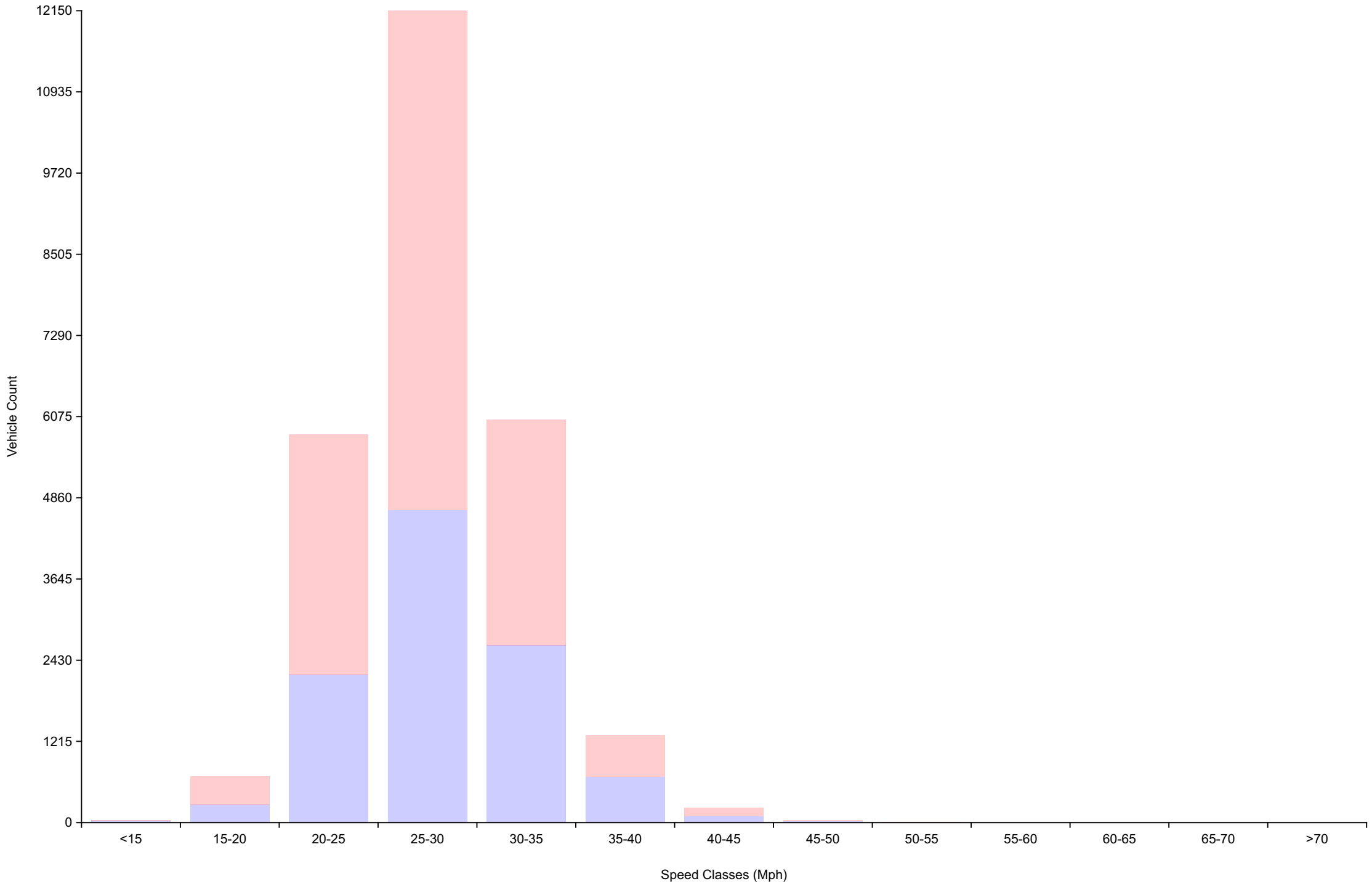
Vehicle Counts By Hour

Traffic Overview from Fri Mar 15 2019 to Mon Apr 1 2019
(60 Minute Resolution)



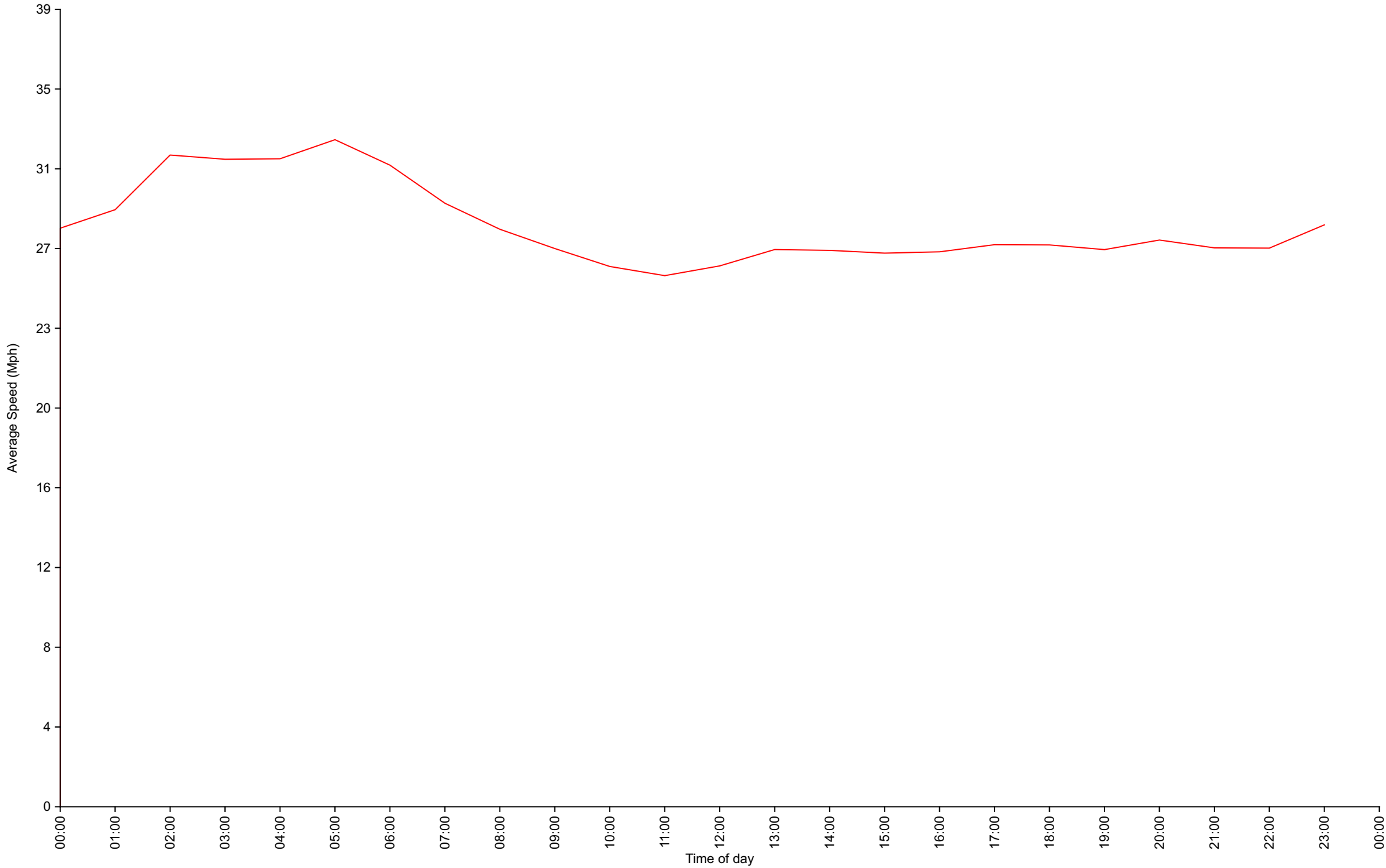
Vehicle Counts By Speed Class

Traffic Overview from Fri Mar 15 2019 to Mon Apr 1 2019



Average Speed By Hour

Traffic Overview from Fri Mar 15 2019 to Mon Apr 1 2019
(60 Minute Resolution)



Cumulative Speed Distribution Curve

Traffic Overview from Fri Mar 15 2019 to Mon Apr 1 2019

