

# Traffic Report - Sunte Avenue Towards Gander Hill

Lindfield Parish Council

Traffic Overview from Fri Sep 6 2019 to Wed Sep 18 2019

## Vehicle Speed Classes (Mph)

	<15	15 20	20 25	25 30	30 35	35 40	40 45	45 50	50 55	55 60	60 65	65 70	>70	Total	85th Percentile
00:00	0	2	14	60	42	26	<b>10</b>	0	<b>1</b>	0	0	0	0	155	36.2
01:00	0	1	0	21	35	9	6	1	0	0	0	0	0	73	35.7
02:00	0	1	0	4	13	9	1	2	1	0	0	0	0	31	<b>38.7</b>
03:00	0	0	1	12	18	7	2	0	0	0	0	0	0	40	36.3
04:00	0	0	1	7	18	13	3	1	0	0	0	0	0	43	37.5
05:00	0	0	6	53	84	34	8	0	0	0	0	0	0	185	35.3
06:00	2	11	39	245	261	82	10	1	0	0	0	0	0	651	33.9
07:00	3	35	158	747	<b>452</b>	<b>104</b>	7	1	1	0	0	0	0	1508	31.9
08:00	26	73	419	<b>906</b>	356	55	4	<b>3</b>	0	0	0	0	0	<b>1842</b>	30.3
09:00	19	99	468	862	271	24	3	0	0	0	0	0	0	1746	29.4
10:00	27	164	503	802	200	20	2	0	0	0	0	0	0	1718	28.7
11:00	<b>38</b>	<b>230</b>	<b>565</b>	745	165	18	2	1	0	0	0	0	0	1764	28.3
12:00	<b>33</b>	<b>201</b>	534	763	199	19	3	0	0	0	0	0	0	1752	28.6
13:00	20	135	464	834	226	37	1	0	0	0	0	0	0	1717	29.1
14:00	26	142	583	903	207	19	2	1	0	0	0	0	0	1883	28.6
15:00	26	121	<b>618</b>	922	233	25	0	0	0	0	0	0	0	1945	28.8
16:00	15	93	570	1021	312	44	3	0	0	0	0	0	0	2058	29.4
17:00	29	86	509	<b>1146</b>	356	35	4	0	0	0	0	0	0	<b>2165</b>	29.6
18:00	12	50	333	918	<b>361</b>	<b>52</b>	3	2	0	0	0	0	0	1731	30.4
19:00	5	48	305	599	247	30	7	0	<b>1</b>	0	0	0	0	1242	30.2
20:00	4	30	162	361	150	25	<b>9</b>	2	1	0	0	0	0	744	30.7
21:00	1	15	85	246	142	30	7	2	0	0	0	0	0	528	31.8
22:00	0	7	62	242	132	44	4	1	0	0	0	0	0	492	32.5
23:00	1	0	32	127	76	23	6	<b>4</b>	0	0	0	0	0	269	<b>33.6</b>
AM Total	115	616	2174	<b>4464</b>	1915	401	58	10	3	0	0	0	0		
PM Total	172	928	4257	<b>8082</b>	2641	383	49	12	2	0	0	0	0		
Total	287	1544	6431	<b>12546</b>	4556	784	107	22	5	0	0	0	0		
Percent	1.09%	5.87%	24.47%	<b>47.74%</b>	17.34%	2.98%	0.41%	0.08%	0.02%	0.00%	0.00%	0.00%	0.00%		

Total Vehicles : 26282

30th Percentile : 23.8 MPH

50th Percentile : 25.9 MPH

85th Percentile : 30.0 MPH

95th Percentile : 33.1 MPH

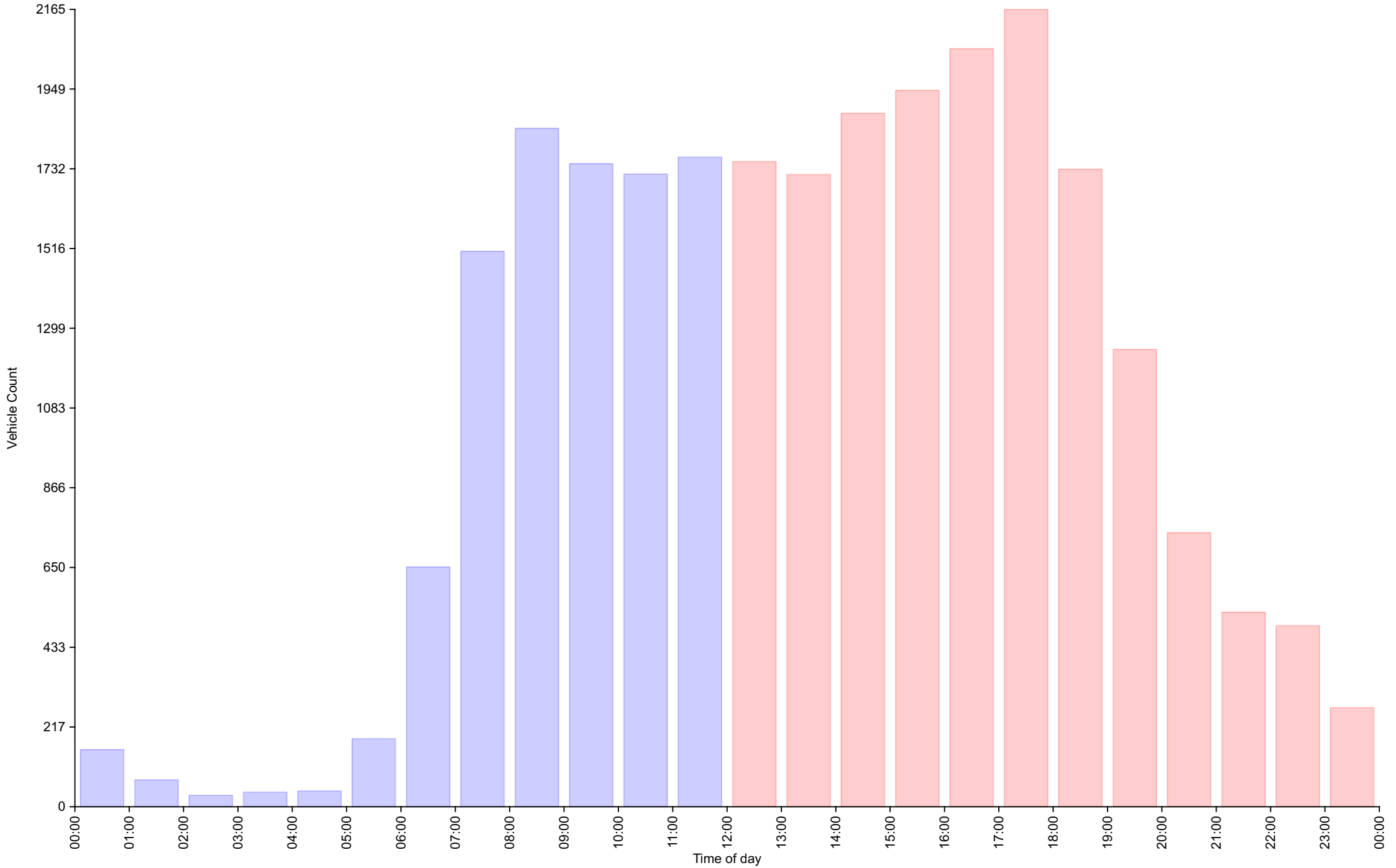
Average Speed : 26.3 MPH

Highest Speed : 53.1 MPH

Total Over Speed Limit : 20.8 % (5474 / 26282)

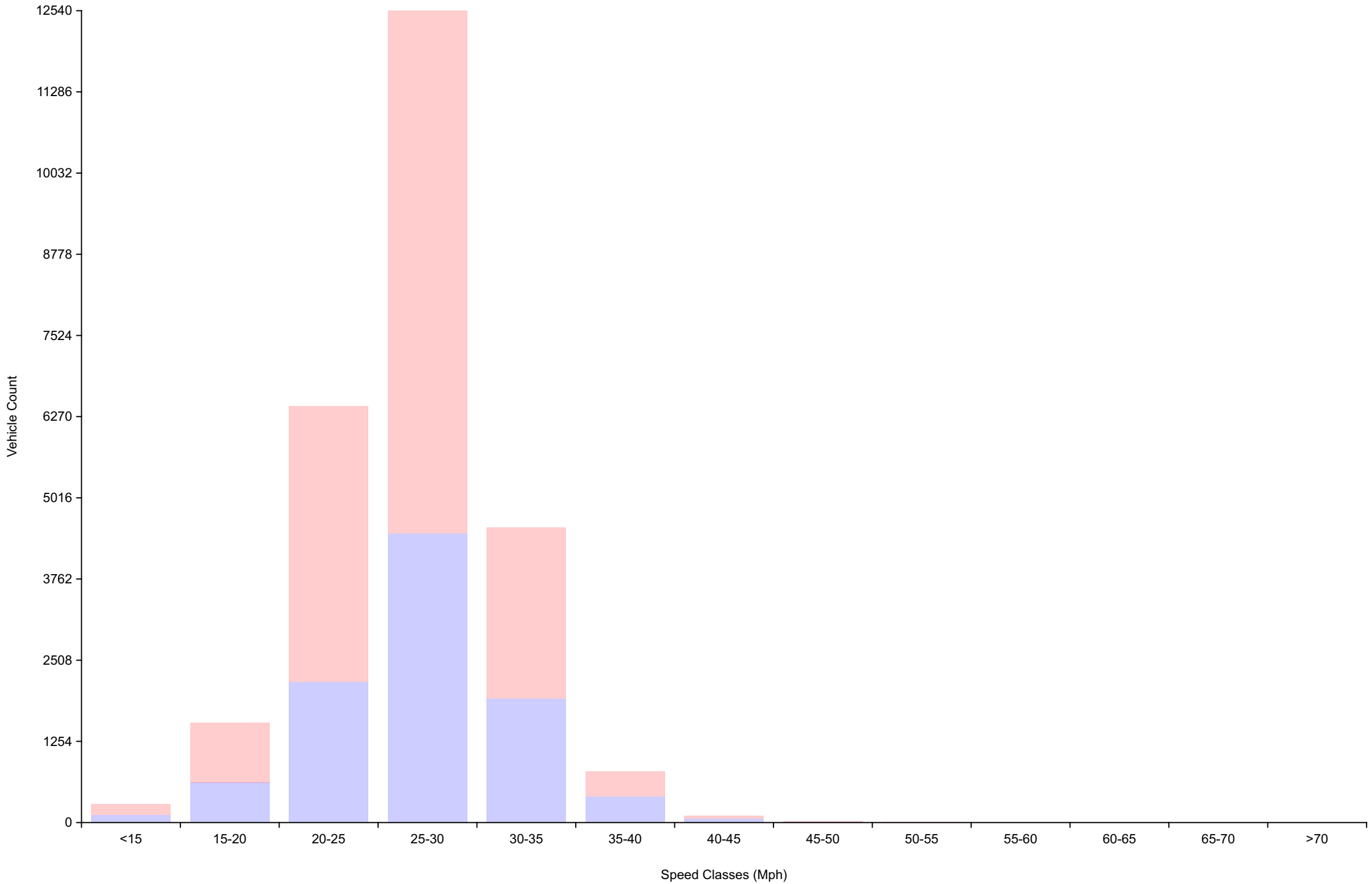
# Vehicle Counts By Hour

Traffic Overview from Fri Sep 6 2019 to Wed Sep 18 2019  
(60 Minute Resolution)



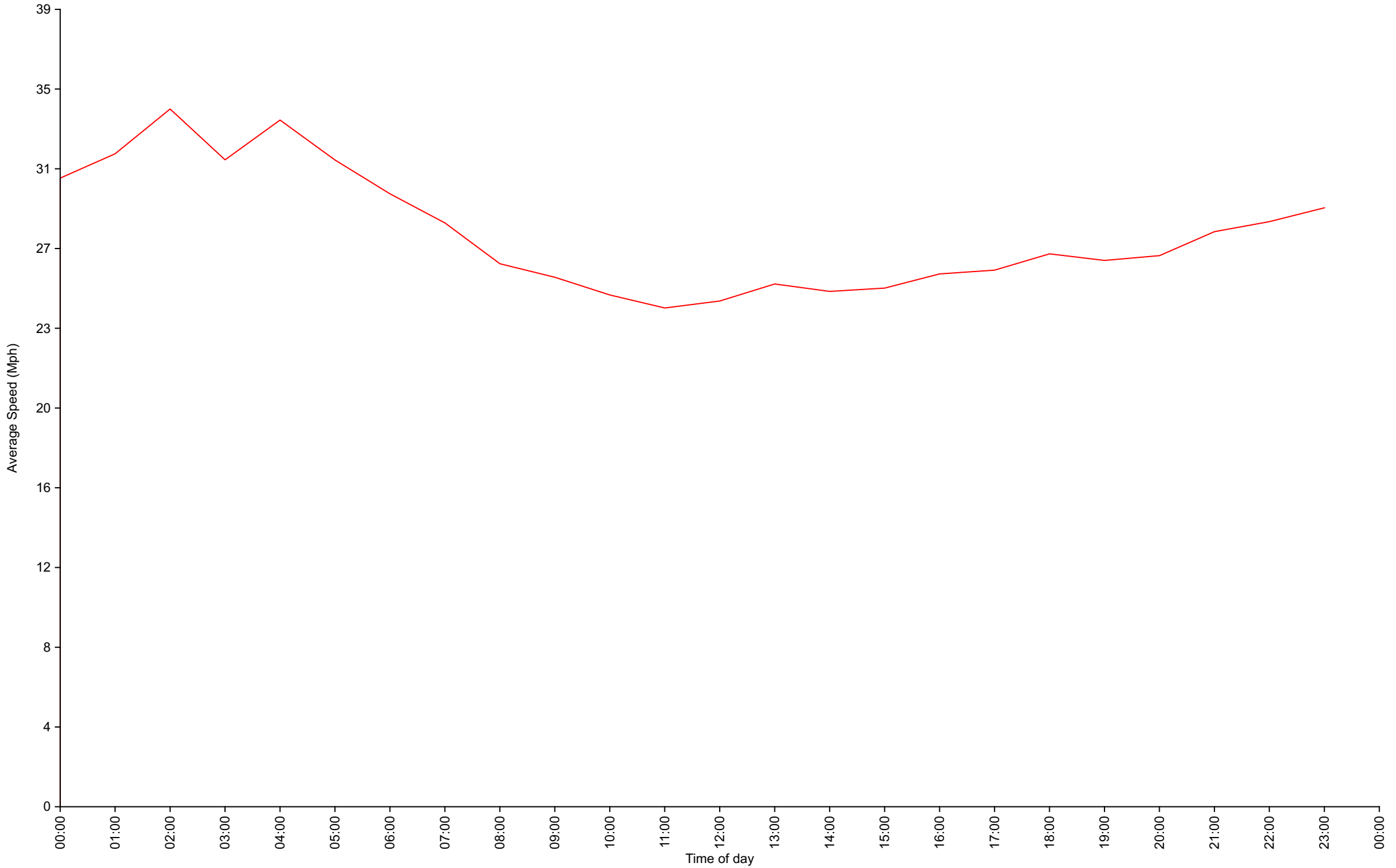
# Vehicle Counts By Speed Class

Traffic Overview from Fri Sep 6 2019 to Wed Sep 18 2019



# Average Speed By Hour

Traffic Overview from Fri Sep 6 2019 to Wed Sep 18 2019  
(60 Minute Resolution)



# Cumulative Speed Distribution Curve

Traffic Overview from Fri Sep 6 2019 to Wed Sep 18 2019

