

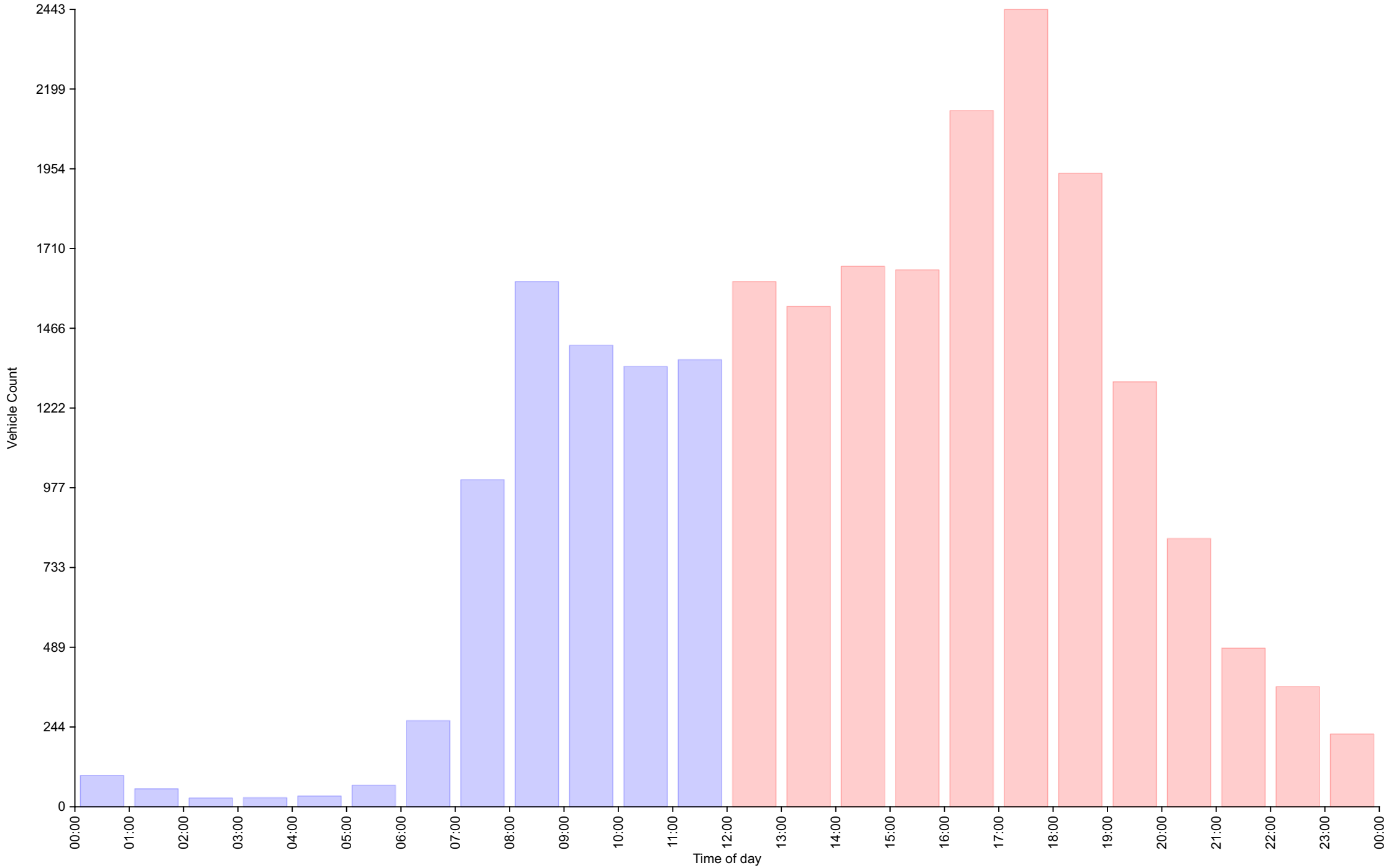
Traffic Report - High Street South Bound
 Lindfield Parish Council
 Traffic Overview from Fri Sep 6 2019 to Wed Sep 18 2019
 Vehicle Speed Classes (Mph)

	<15	15 20	20 25	25 30	30 35	35 40	40 45	45 50	50 55	55 60	60 65	65 70	>70	Total	85th Percentile
00:00	1	2	10	22	38	15	2	1	1	4	0	0	0	96	36.2
01:00	0	0	0	14	29	6	6	0	0	0	0	0	0	55	36.7
02:00	0	0	0	4	6	12	4	1	0	0	0	0	0	27	39.6
03:00	0	0	1	5	12	6	3	1	0	0	0	0	0	28	38.6
04:00	1	0	0	8	13	6	2	0	2	1	0	0	0	33	39.1
05:00	1	0	2	7	33	13	3	5	1	1	0	0	0	66	38.2
06:00	2	3	18	65	102	51	19	4	0	0	0	0	0	264	36.8
07:00	9	38	168	388	320	59	18	2	0	0	0	0	0	1002	32.3
08:00	25	116	436	662	289	67	9	5	0	0	0	0	0	1609	30.6
09:00	29	98	288	594	333	62	9	1	0	0	0	0	0	1414	31.0
10:00	55	130	286	541	281	44	11	1	0	0	0	0	0	1349	30.6
11:00	34	131	377	517	260	49	2	0	0	0	0	0	0	1370	30.5
12:00	30	146	409	653	315	51	4	0	1	0	0	0	0	1609	30.4
13:00	30	91	324	614	378	88	7	1	0	0	0	0	0	1533	31.6
14:00	18	104	393	711	336	79	13	2	0	0	0	0	0	1656	31.0
15:00	22	137	440	658	317	62	9	0	0	0	0	0	0	1645	30.5
16:00	14	121	413	959	500	106	20	0	0	0	0	0	0	2133	31.3
17:00	9	110	520	1058	629	99	17	1	0	0	0	0	0	2443	31.1
18:00	19	86	361	832	533	93	14	3	0	0	0	0	0	1941	31.6
19:00	9	33	206	554	392	87	18	1	2	0	0	0	0	1302	32.2
20:00	0	24	125	367	236	53	12	3	2	0	0	0	0	822	32.5
21:00	2	7	74	193	144	44	16	5	0	1	0	0	0	486	33.7
22:00	3	9	45	158	94	42	13	1	2	0	1	0	0	368	34.5
23:00	0	5	23	86	65	30	6	5	3	0	0	0	0	223	35.7
AM Total	157	518	1586	2827	1716	390	88	21	4	6	0	0	0		
PM Total	156	873	3333	6843	3939	834	149	22	10	1	1	0	0		
Total	313	1391	4919	9670	5655	1224	237	43	14	7	1	0	0		
Percent	1.33%	5.93%	20.96%	41.19%	24.09%	5.21%	1.01%	0.18%	0.06%	0.03%	0.00%	0.00%	0.00%		

Total Vehicles : 23474
 30th Percentile : 24.3 MPH
 50th Percentile : 26.7 MPH
 85th Percentile : 31.5 MPH
 95th Percentile : 35.0 MPH
 Average Speed : 27.1 MPH
 Highest Speed : 59.8 MPH
 Total Over Speed Limit : 30.6 % (7181 / 23474)

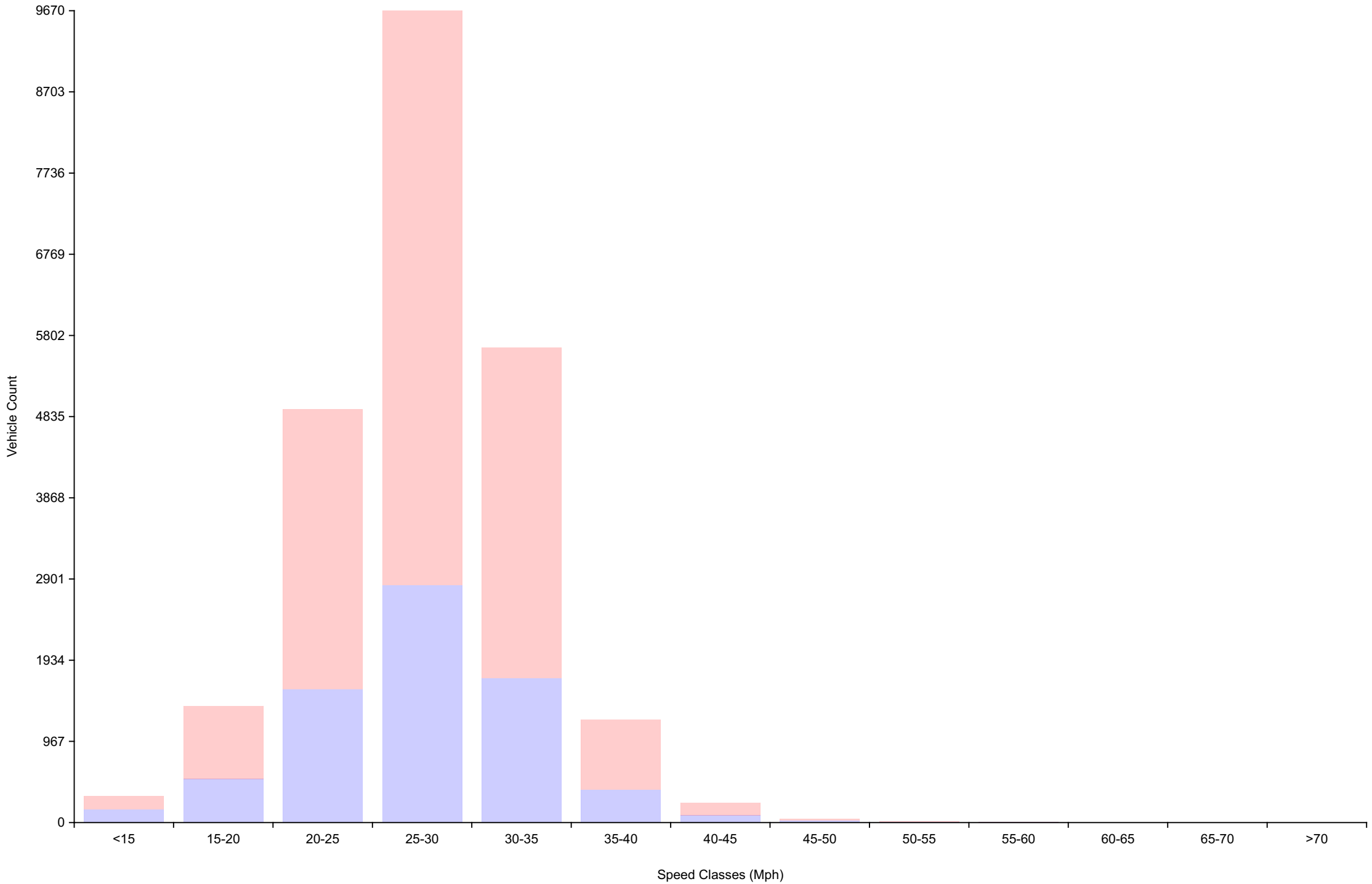
Vehicle Counts By Hour

Traffic Overview from Fri Sep 6 2019 to Wed Sep 18 2019
(60 Minute Resolution)



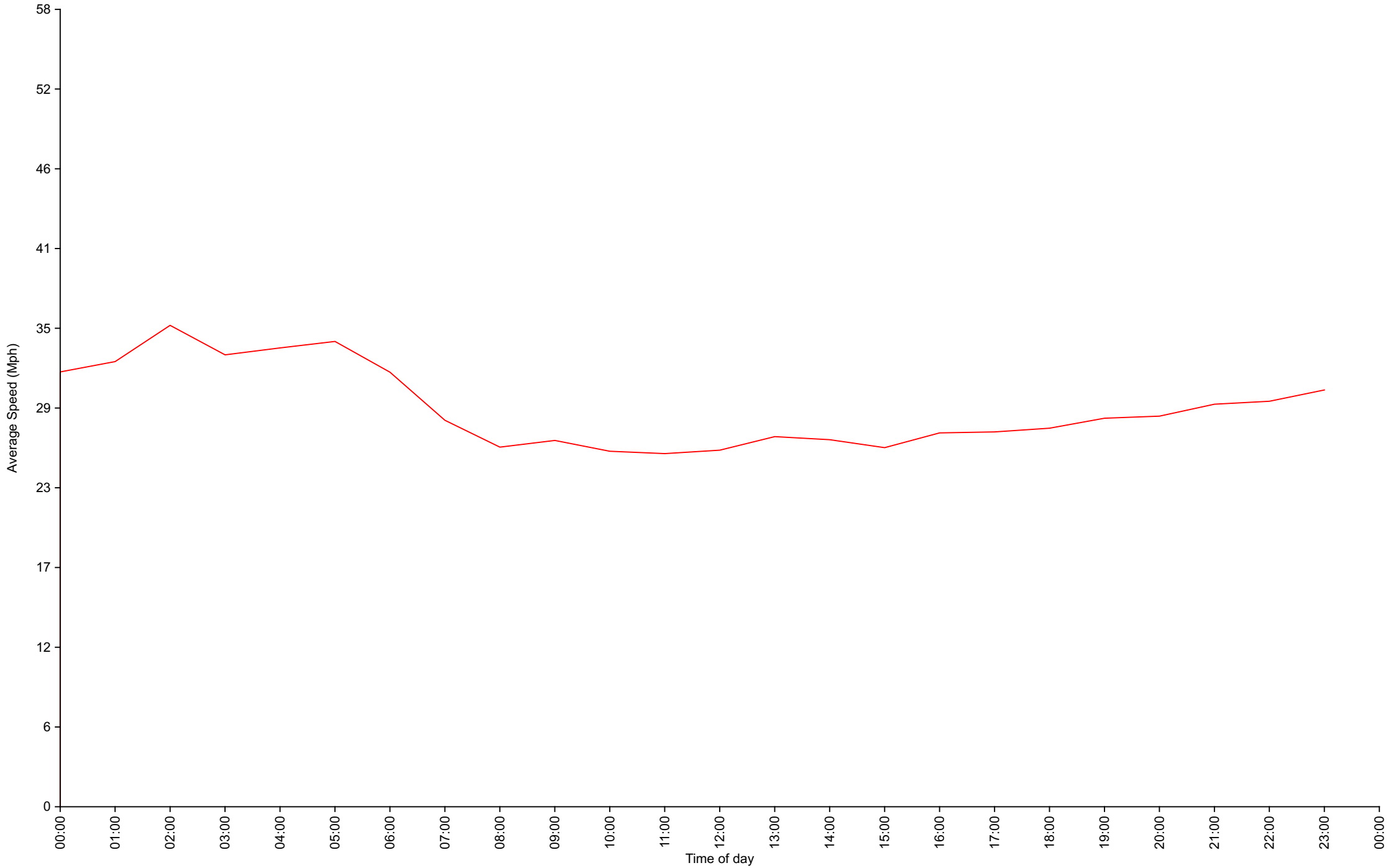
Vehicle Counts By Speed Class

Traffic Overview from Fri Sep 6 2019 to Wed Sep 18 2019



Average Speed By Hour

Traffic Overview from Fri Sep 6 2019 to Wed Sep 18 2019
(60 Minute Resolution)



Cumulative Speed Distribution Curve

Traffic Overview from Fri Sep 6 2019 to Wed Sep 18 2019

