

# Traffic Report - Backwoods Lane - towards High Street

Lindfield Parish Council

Traffic Overview from Wed Jul 3 2019 to Wed Jul 17 2019

## Vehicle Speed Classes (Mph)

	<15	15 20	20 25	25 30	30 35	35 40	40 45	45 50	50 55	55 60	60 65	65 70	>70	Total	85th Percentile
00:00	0	0	6	8	1	1	1	0	0	0	0	0	0	17	29.8
01:00	0	0	1	1	2	0	0	0	0	0	0	0	0	4	31.6
02:00	0	1	2	3	0	0	0	0	0	0	0	0	0	6	27.1
03:00	0	0	4	4	1	0	0	0	0	0	0	0	0	9	28.3
04:00	1	1	1	1	1	0	0	0	0	0	0	0	0	5	28.0
05:00	0	5	1	8	9	2	0	0	0	0	0	0	0	25	<b>32.6</b>
06:00	0	2	7	24	11	2	0	0	0	0	0	0	0	46	30.8
07:00	2	8	58	125	<b>68</b>	<b>7</b>	0	0	0	0	0	0	0	268	31.3
08:00	8	31	<b>212</b>	<b>196</b>	47	2	0	0	0	0	0	0	0	<b>496</b>	28.3
09:00	4	36	150	142	38	2	0	0	0	0	0	0	0	372	28.2
10:00	<b>16</b>	<b>47</b>	188	121	14	0	0	0	0	0	0	0	0	386	26.2
11:00	12	47	171	97	21	1	0	0	0	0	0	0	0	349	26.4
12:00	5	49	124	118	27	0	0	<b>2</b>	0	0	0	0	0	325	27.9
13:00	9	42	190	111	19	2	0	0	0	0	0	0	0	373	27.2
14:00	12	68	175	95	9	0	0	0	0	0	0	0	0	359	25.7
15:00	<b>15</b>	<b>126</b>	<b>211</b>	123	11	2	0	0	0	0	0	0	0	<b>488</b>	25.4
16:00	9	44	150	<b>172</b>	45	0	0	0	0	0	0	0	0	420	28.3
17:00	5	37	148	153	44	<b>10</b>	0	0	0	0	0	0	0	397	28.7
18:00	6	29	147	162	<b>47</b>	6	<b>2</b>	0	0	0	0	0	0	399	28.8
19:00	3	17	105	116	32	7	0	0	0	0	0	0	0	280	28.8
20:00	0	17	68	97	27	4	1	0	0	0	0	0	0	214	29.0
21:00	1	18	31	38	20	2	0	0	0	0	0	0	0	110	29.8
22:00	1	9	13	14	8	2	0	0	0	0	0	0	0	47	29.7
23:00	0	1	7	11	4	3	0	0	0	0	0	0	0	26	<b>32.2</b>
AM Total	43	178	<b>801</b>	730	213	17	1	0	0	0	0	0	0		
PM Total	66	457	<b>1369</b>	1210	293	38	3	2	0	0	0	0	0		
Total	109	635	<b>2170</b>	1940	506	55	4	2	0	0	0	0	0		
Percent	2.01%	11.71%	<b>40.03%</b>	35.79%	9.33%	1.01%	0.07%	0.04%	0.00%	0.00%	0.00%	0.00%	0.00%		

Total Vehicles : 5421

30th Percentile : 21.4 MPH

50th Percentile : 23.6 MPH

85th Percentile : 28.1 MPH

95th Percentile : 30.9 MPH

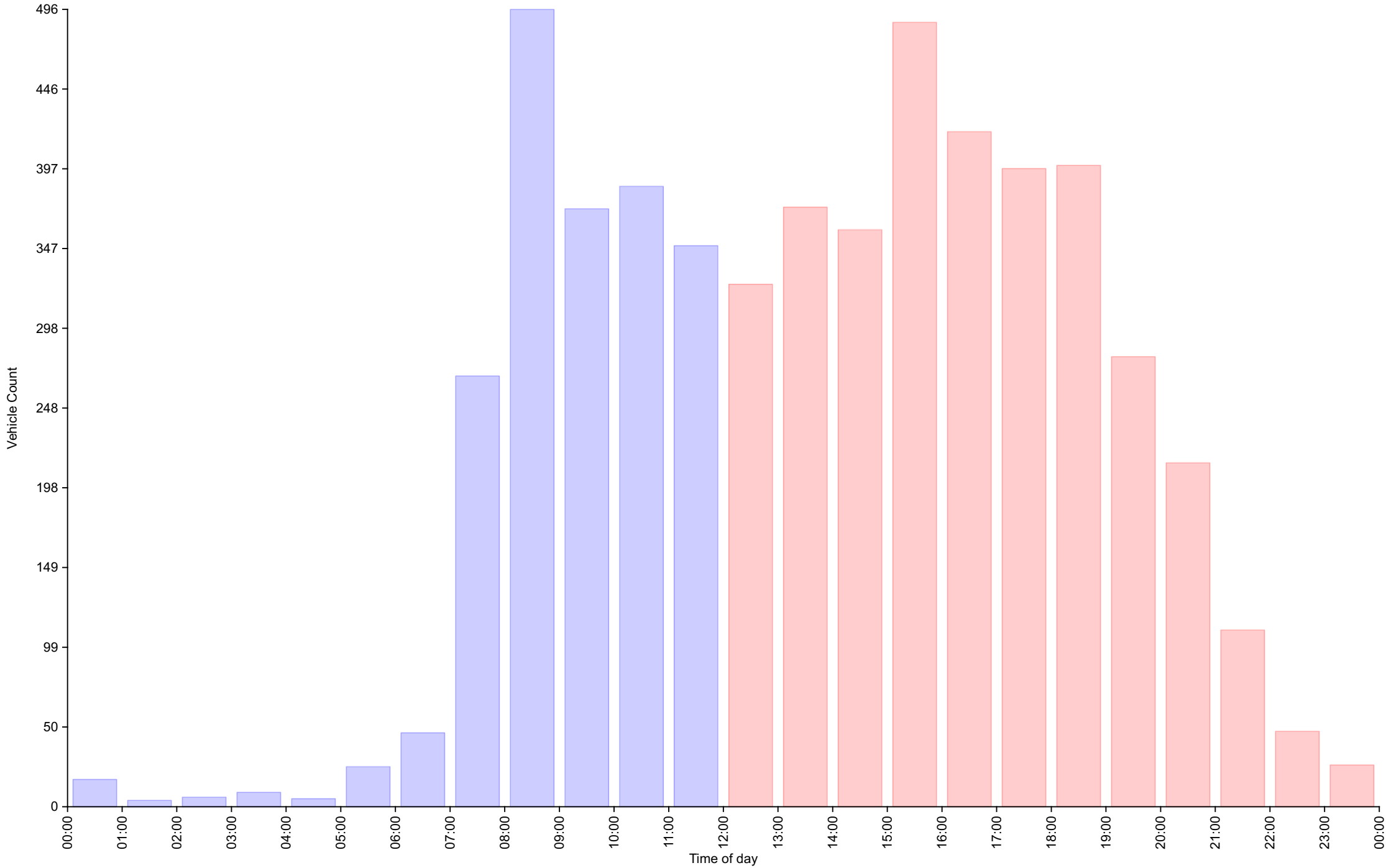
Average Speed : 24.1 MPH

Highest Speed : 45.9 MPH

Total Over Speed Limit : 10.5 % (567 / 5421)

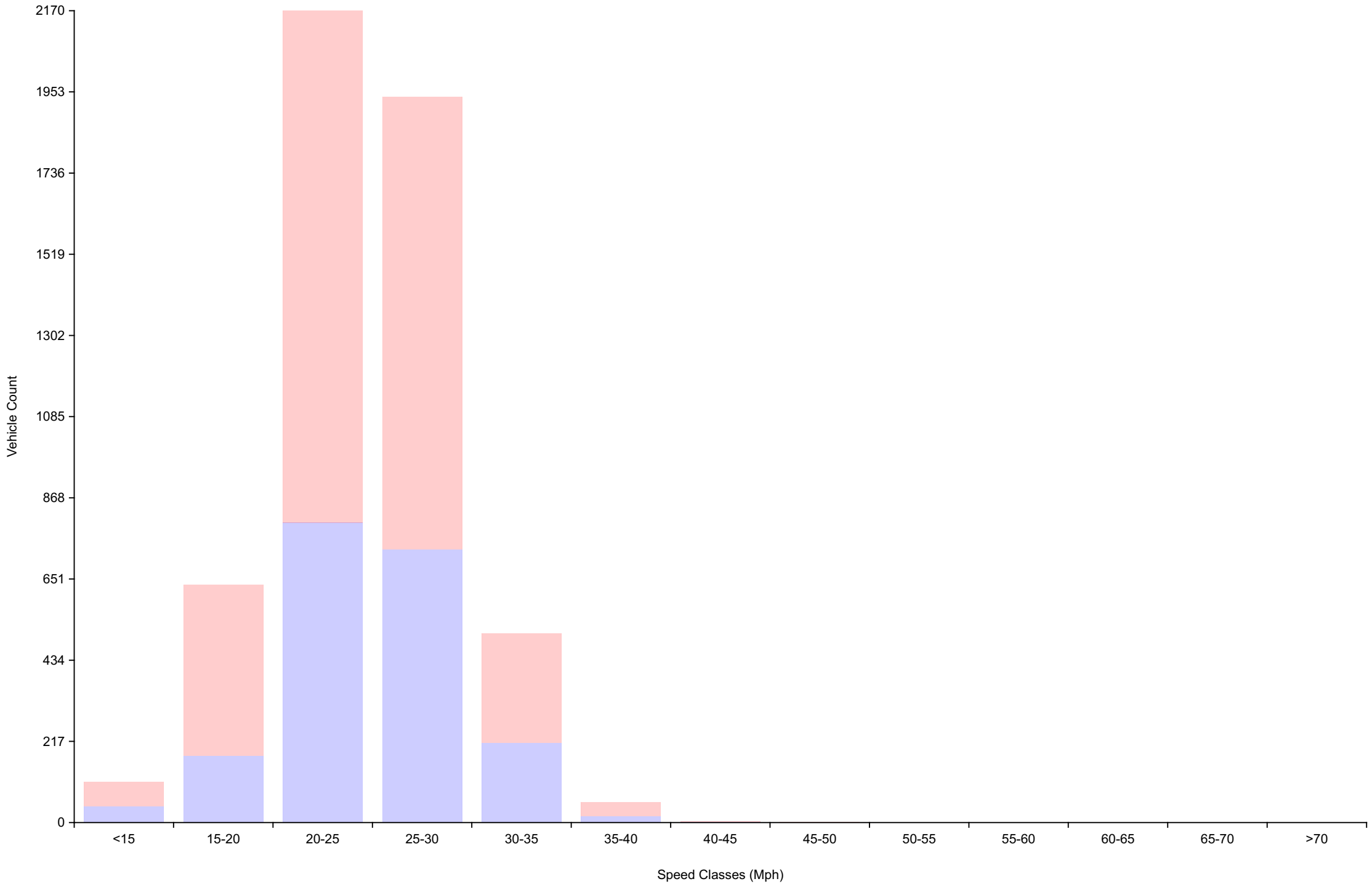
# Vehicle Counts By Hour

Traffic Overview from Wed Jul 3 2019 to Wed Jul 17 2019  
(60 Minute Resolution)



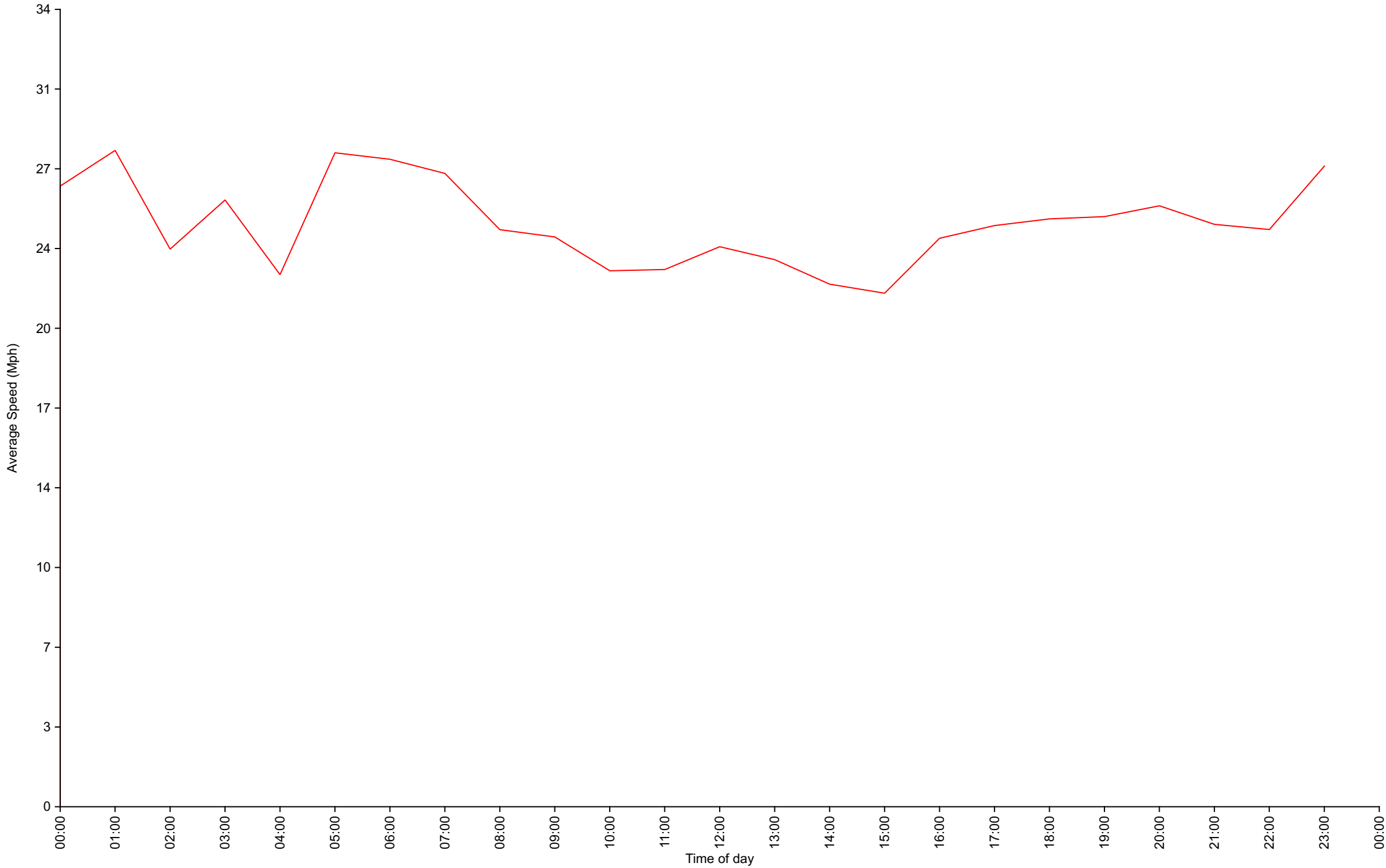
# Vehicle Counts By Speed Class

Traffic Overview from Wed Jul 3 2019 to Wed Jul 17 2019



# Average Speed By Hour

Traffic Overview from Wed Jul 3 2019 to Wed Jul 17 2019  
(60 Minute Resolution)



Cumulative Speed Distribution Curve  
Traffic Overview from Wed Jul 3 2019 to Wed Jul 17 2019

